



Quality. Performance. Value.

## POLYCRYSTALLINE MODULE

DM320-P156-72 Series

72 x 6" / 295-320W

Wattages :

295 / 300 / 305

310 / 315 / 320



## Superior Manufacturing-Quality Assurance



- All modules are manufactured using TQC & SPC quality control systems
- Advanced cell sorting to avoid electric mismatch
- Triple 100% EL Test- before & after lamination & prior to shipment
- Comprehensive Safety and Reliability tests are performed

## Power Output



- Our IP67 rated junction box improves module performance and stability
- High-performance connectors provide low resistance interconnection to ensure the full utilization of module output power

## Visible Quality



- Durable, high-quality, smooth aluminum alloy frames
- Rigid construction - 2400 Pa & 5400 Pa rated assembly
- Specially designed drainage holes prevent the frame from deforming or breaking due to freezing weather and other forces

## Warranty

- 10 Year Manufacturer's Warranty
- 10 Year Warranty, 90% power output
- 25 Year Warranty, 80% power output

Certifications and standards:  
IEC 61215, IEC 61730 - Conformity to CE  
UL1703



## Electrical Specifications

\* STC irradiance of 1000w/m<sup>2</sup>, spectrum AM 1.5 and cell temperature of 25 ° C

Module Type	Pm(W)	Tolerance	Imp(A)	Vmp(V)	Isc(A)	Voc (V)	Module Efficiency
DM295-P156-72	295	0/+3%	8.13	36.3	8.59	44.9	15.20%
DM300-P156-72	300	0/+3%	8.18	36.7	8.68	45.1	15.46%
DM305-P156-72	305	0/+3%	8.25	37.0	8.78	45.3	15.72%
DM310-P156-72	310	0/+3%	8.29	37.4	8.89	45.4	15.98%
DM315-P156-72	315	0/+3%	8.36	37.7	8.96	45.6	16.23%
DM320-P156-72	320	0/+3%	8.41	38.1	9.05	45.8	16.49%

## Mechanical Data

Cell Type	Polycrystalline 156 ×156 mm
Cell Arrangement	72 (6 ×12)
Module Structure	Glass / EVA / Backsheet (white)
Front Glass Thickness	3.2 mm
Application Class	Class A at IEC 61730
Junction Box Rating	IP67
Cables	1000mm / 4mm <sup>2</sup>
Connector Type	MC4 compatible
Fire Rating Class	Class C

## Maximum Ratings

Operating Temperature	-40 ° C to +85 ° C
Maximum Load Capacity	Snow - 5400 Pa / Wind - 2400 Pa
Maximum System Voltage	600V DC (UL) / 1000V DC (IEC)
Maximum Series Fuse Rating	15A
Number of Diodes / Busbars	3 / 3
Maximum Cell Efficiency	6" Mono / 18.2%

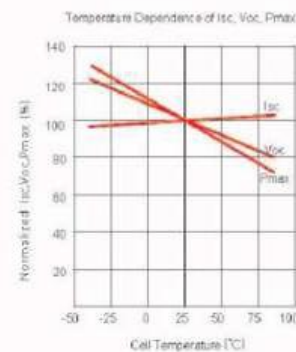
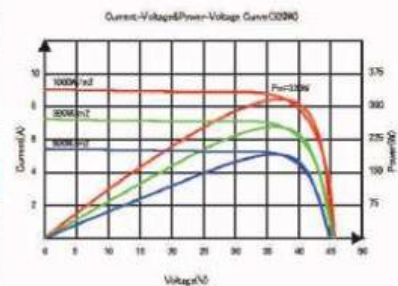
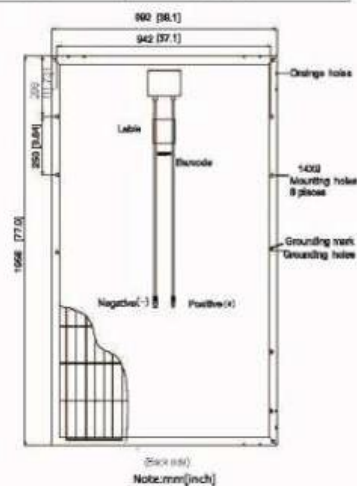
## Packaging

\* frame sizes (45mm / 50 mm) available upon request

Module Dimensions	1956 × 992 × 45 mm	1956 × 992 × 50 mm
Weight	23 kg	23.5 kg
Pallet Dimensions	2000 x 1130 x 1240 mm	2000 x 1130 x 1250 mm
Container	40' HQ	40' HQ
Pieces per Pallet	25	23
Pallets per Container	22	22
Pieces per Container	550	506
Gross Weight per Pallet	586 kg	620 kg
Gross Weight per Container	12,892 kg	13,640 kg

## Temperature Characteristics

Nominal Operating Cell Temperature (NOCT)	45 ° C ± 2 ° C
Temperature Coefficient of Isc	+0.0457% / ° C
Temperature Coefficient of Voc	-0.3538% / ° C
Temperature Coefficient of Pmax	-0.42% / ° C



Cell Temperature (°C)