


Module Picture



CBG-144-540MZ

Mono Half-cut Single/Double Glass Module

525-550/MB Series

INTRODUCTION

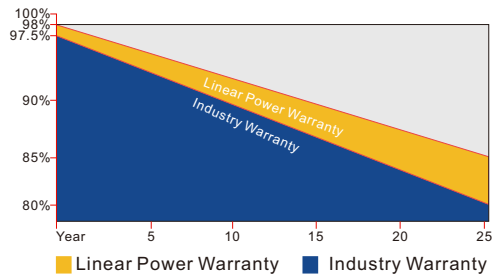
MONO half-cut single / double glass module, assembled with multi-busbar PERC technique and half-cut structure, which can not only absorb the energy from the front of the module, but also absorb the reflected light and the scattered light from the back, offer the advantages of higher power output, reduce shading effect on the energy generation, enhance the mechanical load bearing capacity as well.

LCOE save 6-8%

- ↓6% Saving logistics cost
- ↓7% Saving cable cost
- ↓8% Saving bracket cost
- ↓9% Saving labor cost

First-class Quality Assurance

- 10-year warranty for material and technology
- 25-year linear power output warranty

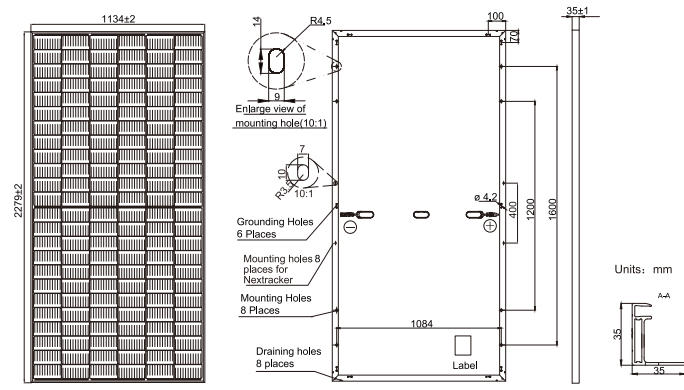


Comprehensive Certificates

- IEC61215, IEC61730
- ISO9001:2015 Quality management systems
- ISO45001: Environmental management systems
- ISO45001:2018 Occupational health and safety management systems



Mechanical Diagrams



PS: Frame color and cable length can be customized

Electrical Parameters at STC

Module Type	CBG-525P	CBG-530P	CBG-535P	CBG-540P	CBG-545P	CBG-550P
Rate Maximum Power(Pmax/W)	525	530	535	540	545	550
Module Efficiency(%)	20.30	20.50	20.70	20.90	21.10	21.30
Open Circuit Voltage(Voc/V)	48.95	49.15	49.35	49.55	49.75	49.95
Short Circuit Current(Isc/A)	13.67	13.74	13.82	13.89	13.97	14.05
Voltage at Pmax(Vmp/V)	41.10	41.27	41.45	41.62	41.80	41.97
Current at Pmax(Imp/A)	12.78	12.85	12.91	12.98	13.05	13.11
Power Tolerance	0~+5w					
Temperature Coefficient of Isc	+0.046%/°C					
Temperature Coefficient of Voc	-0.276%/°C					
Temperature Coefficient of Pmax	-0.350%/°C					
STC	Irradiance 1000W/m ² Cell Temperature 25°C AM1.5					

Remark: Electrical data in this catalogue does not refer to a single module, and it's not part of the offer. It only serves for the comparison among different module types.

Electrical Parameters at NOCT

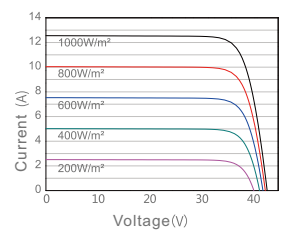
Module Type	CBG-525P	CBG-530P	CBG-535P	CBG-540P	CBG-545P	CBG-550P
Rate Maximum Power(Pmax/W)	396	400	404	407	411	414
Open Circuit Voltage(Voc.V)	46.00	46.13	46.26	46.38	46.50	46.63
Short Circuit Current(Isc/A)	10.95	10.99	11.03	11.08	11.12	11.17
Voltage at Pmax(Vmp/V)	38.35	38.55	38.76	38.95	39.16	39.31
Current at Pmax(Imp/A)	10.33	10.38	10.43	10.46	10.50	10.53
NOCT: Irradiance 800W/m ² Ambient Temperature 20°C Wind at 1m/S AM1.5						

Operating Conditions

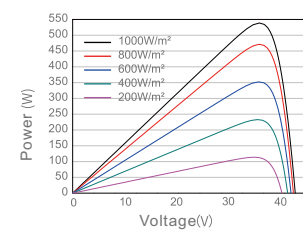
Operating Temperature	-40~+85°C
Maximum System Voltage	1500VDC
NOCT	45±2°C
Fireproof Performance	Glass C
Maximum Series Fuse	25A
Temperature Coefficient of Voc	-0.276%/K
Temperature Coefficient of Isc	+0.046%/K

Characteristics

Current Voltage Curve MSD540P



Power Voltage Curve MSD540P



Current Voltage Curve MSD540P

