

Picture shown may not reflect actual configuration

PVC530-550 MP03HC Monocrystalline Halfcut Photovoltaic Module

The monocrystalline halfcut PV (photovoltaic) modules feature high efficiency low LID (light-induced degradation) Mono PERC (passivated emitter rear cell) technology and provide excellent performance under low temperature or low light environment. The modules provide high power output at high levels of reliability.

Features

Proven Energy Yield

- 20.7% to 21.5% efficiency
- -0/+5W positive power tolerance

Excellent Performance in Low Irradiance

- Outstanding power output in low irradiance conditions such as dawn, dust, and cloudy days.
- Reduced resistive loss with lower operating current.
- Higher energy yield with lower operating temperature.
- Reduced hot spot risk with optimized electrical design.

Anti-PID

- Anti-PID (Potential-induced degradation) techniques for processing solar cells and encapsulation of modules applied.

Adaptability to Harsh Environments

- Excellent anti-salt mist and anti-ammonia capability; adaptable to harsh environments such as seaside and farms.

Robust Frame

- Robust module construction enables installed module to withstand 5400 Pa front side static loading and 25 mm hail impact at 23 m/s.

Built with Higher Quality Material

- Cat® PV modules are highly durable, providing higher reliability and more confidence in long term performance.
- The bill of materials (BOM) for modules manufactured for Caterpillar have been qualified by independent labs through extended durability tests that are significantly more stringent than normal IEC/UL certification requirements as shown below:

DURABILITY TEST CYCLE

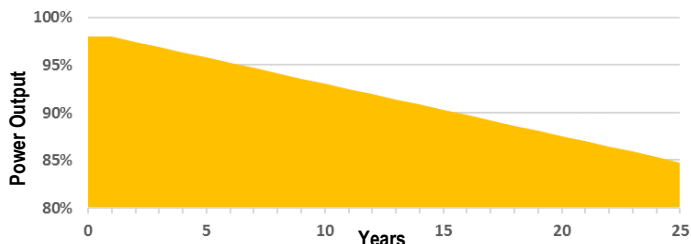
Accelerated Tests	Competitor products*	Cat Product	Cat Advantage
Salt mist	Not required	Pass IEC test	Validated for use in harsh environment
Ammonia	Not required	Pass IEC test	
Dust and Sand	Not required	Pass IEC test	

* Certified to minimum IEC/UL standards



Module Warranty

- 10-year warranty for materials and processing
- 25-year warranty for linear power output.
Produces more than 98% power in the first year, then declining by 0.55% per year, ending at 84.8% power after 25 years.



Worldwide Product Support

- Cat® dealers have over 1,800 dealer branch stores operating in over 200 countries.
- Your local Cat dealer provides extensive pre-sale and post-sale support, including design consultation, service contracts, and all maintenance agreement.

Standards

- IEC 61215
- IEC 61730 Class C according to UL790
- UL 1730 Type 1 fire rating
- IEC 61701, Salt mist corrosion test
- IEC 62716, Ammonia corrosion test
- IEC 60068, Dust and Sand test
- ISO 9001:2008: ISO Quality Management System
- ISO 14001:2004: ISO Environment Management System
- TS62941: Guideline for module design qualification and type approval
- OHSAS 18001: 2007 Occupational Health and Safety

Certifications

- Available listing: TUV SUD, CSA, CE



MODULE RATING [†]											
Test uncertainty for P _{MAX} : ± 3%											
Model [‡]	PVC	530 MP03HC		535 MP03HC		540 MP03HC		545 MP03HC		550 MP03HC	
Test Conditions		STC	NOCT	STC	NOCT	STC	NOCT	STC	NOCT	STC	NOCT
Nominal Power (-0/+5W)	P _{MPP} (W)	530	530.0	535	399.5	540	403.3	545	407.0	550	410.7
Open Circuit Voltage (± 3%)	V _{OC} (V)	49.20	49.20	49.35	46.26	46.41	46.41	49.65	46.55	49.80	46.69
Short Circuit Current (± 3%)	I _{SC} (A)	13.71	13.71	13.78	11.15	13.85	11.20	13.92	11.25	13.98	11.31
Voltage at P _{MAX}	V _{MPP} (V)	41.35	41.35	41.50	38.64	41.65	38.78	41.80	38.92	41.95	39.06
Current at P _{MAX}	I _{MPP} (A)	12.82	12.82	12.90	10.34	12.97	10.40	13.04	10.46	13.12	10.52
Module Efficiency	%	20.7		20.9		21.1		21.3		21.5	
Maximum System Voltage	V _{SYS} (V)	DC 1500 V									
Maximum Series Fuse	I _{CF} (A)	25A									
Standard Test Conditions	STC	Irradiance 1000W/m ² , Spectra AM 1.5, cell temperature 25°C									
Nominal Operating Cell Temp.	NOCT	Irradiance 800W/m ² , 20°C air temperature, Spectra AM 1.5, 1m/s wind speed.									

TEMPERATURE CHARACTERISTICS	(STC)	
Module Operating Temp. Range	(°C)	-40 to +85
Temperature Coefficient of P _{MPP}	T _K (P _{MPP})	-0.35%/°C
Temperature Coefficient of V _{OC}	T _K (V _{OC})	-0.27%/°C
Temperature Coefficient of I _{SC}	T _K (I _{SC})	+0.048%/°C

MECHANICAL LOADS	
Front Side Max Static Load	5400 Pa
Rear Side Max Static Load	2400 Pa
Hailstone Test	25 mm hailstone at 23 m/s

[†] Listed ratings are dependent on project time frames and may not all be available, consult and confirm module rating availability with factory.

[‡] Models and ratings are subject to change without notice and may vary by territory.

MECHANICAL DETAILS	
Cell Type	Monocrystalline, 144 cells per panel
Junction Box	IP68, three diodes
Leadwire	+400mm/-200mm, 4 mm ²
Connectors ^{††}	LONGi PV-LR5
Application Safety Class	Class II (per IEC 61140)
Single Glass	3.2 mm coated tempered
Frame Material	Anodized Aluminum Alloy

DIMENSION DETAILS		
Length	2256 mm	(88.8 in)
Width	1133 mm	(44.6 in)
Thickness	35 mm	(1.4 in)
Weight	27.2 kg	(60.0 lbs.)
Packaging Information:		
Modules per pallet	31 per pallet	
Modules per container	620 per 40' High Cube	

Units: mm

Tolerance:

Length: ± 2 mm

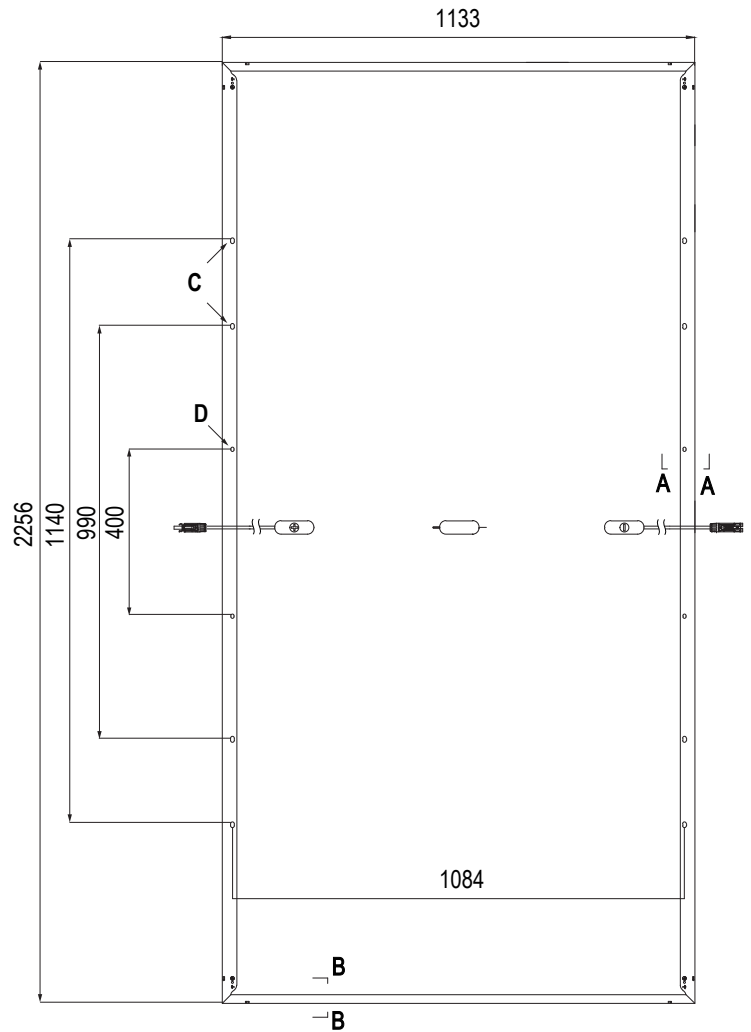
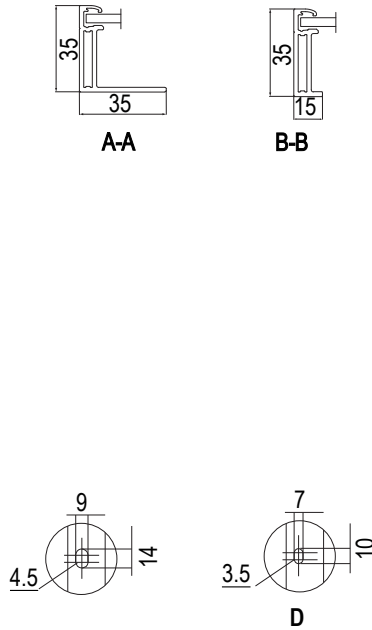
Width: ± 2 mm

Height: ± 1 mm

Pitch-row: ± 1 mm

Country of Manufacture

China



Materials and specifications are subject to change without notice. CAT, CATERPILLAR, LET'S DO THE WORK, their respective logos, "Caterpillar Corporate Yellow", the "Power Edge" and Cat "Modern Hex" trade dress as well as corporate and product identity used herein, are trademarks of Caterpillar and may not be used without permission.