

0322.1557 High performance module

# M480-HC144-b RC GG U30b

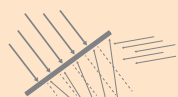
Bifacial glass-glass module / Totally Black / 480 Wp /  
HiR RearCon Half-cut / Black 30 mm U-frame



HiR RearCon cell technology



Totally Black for highest aesthetic requirements



Additional yields through bifaciality



Best performance stability and maximum efficiency



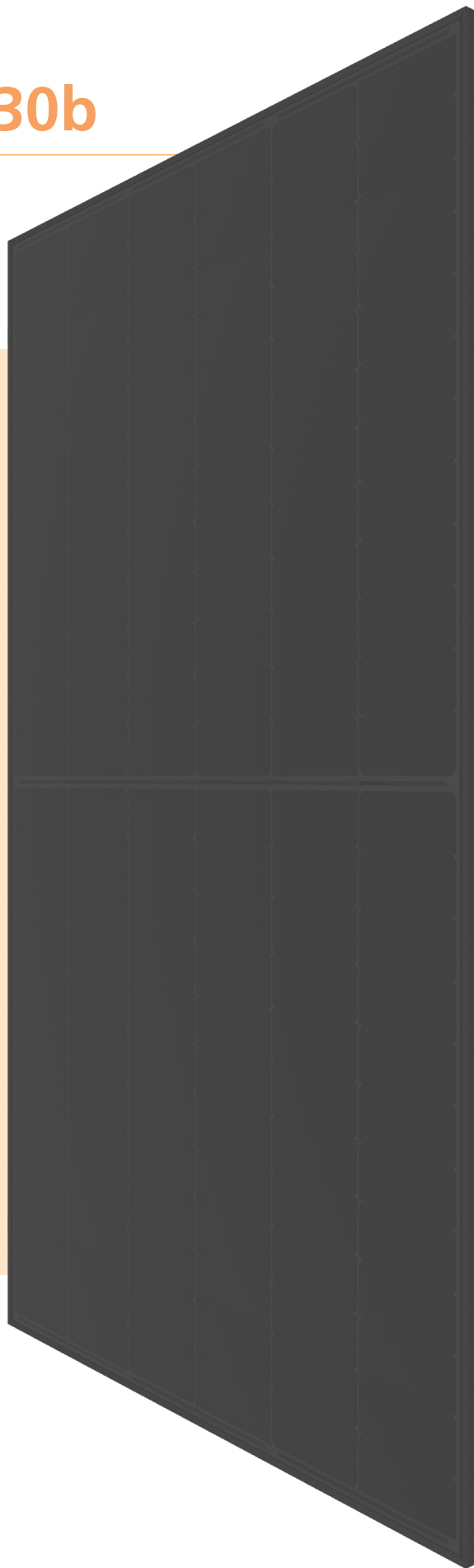
Very high durability due to glass-glass technology



Full traceability of all raw materials



Swiss development and warranty



## Bifacial gain<sup>1</sup>

Low reflecting surface	<i>e.g. grass, brick</i>	5 - 15 %
Well reflecting surface	<i>e.g. sand, bright gravel or paint</i>	15 - 25 %
Highly reflecting surface	<i>e.g. ice, snow</i>	25 - 35 %

## Electrical data STC

Nominal power (Pmpp)	480 Wp
Nominal voltage (Umpp)	43.6 V
Nominal current (Impp)	11.03 A
Open circuit voltage (Uoc)	50.8 V
Short circuit current (Isc)	11.56 A
Cell efficiency	25.0 %
Module efficiency	22.3 %
Power sorting	-0/+5 %

## With bifacial gain<sup>1</sup>

5 %	504 Wp
10 %	528 Wp
15 %	552 Wp
20 %	576 Wp
30 %	624 Wp

<sup>1</sup> Depending on installation situation, albedo of the substrate and external factors.

STC (Standard Test Conditions): irradiance 1000 W/m<sup>2</sup>, cell temperature 25°C, AM 1.5  
Measuring tolerances ±3 % (Pmpp); ±10 % (Umpp, Impp, %, Uoc, Isc)

## Electrical data at partial load

800 W/m<sup>2</sup>

Nominal power (Pmpp)	358 Wp
Nominal voltage (Umpp)	40.7 V
Nominal current (Impp)	8.82 A
Open circuit voltage (Uoc)	48.3 V
Short circuit current (Isc)	9.25 A

Measuring tolerances ±5 % (Pmpp); ±10 % (Umpp, Impp)

## Thermal properties


Nominal operating cell temperature (NOCT)	42 ± 2 °C
Temperature coefficient Uoc	-0.268 %/°C
Temperature coefficient Isc	+0.042 %/°C
Temperature coefficient Pmpp	-0.300 %/°C

## Operating conditions

Temperature range	-40 ... +85 °C
Max. system voltage	1500 V
Max. string fuse	25 A
Max. snow loads *	Up to 6'000 N/m <sup>2</sup>
Hail resistance	Ø30 mm at 23 m/s Hail protection class 3
Application class (acc. to IEC/EN61730)	A
Fire protection	Top and back layer are made of heat-resistant glass. The component is considered to be non-combustible material as defined by the Cantonal Fire Insurances.
Protection class	II
Standards	IEC/EN 61215, 61730
Salt spray test	IEC/EN 61701 I+II
Ammonium corrosion test	IEC/EN 62716

\* Max. possible forces acting on the module. The maximum values in mounted condition depend on the substructure as well as the installation situation. If the requirements are higher than IEC/EN 61215, a project-specific dimensioning of the mounting system is necessary.

## Technical drawing



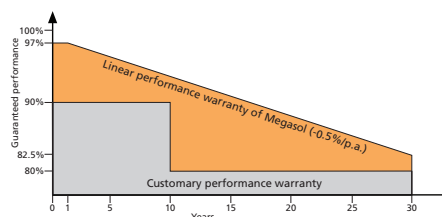
**Note:** The instructions in the installation manual must be strictly complied with. Further information about approved utilization of products can be found in the installation manual or can be requested from the technical service.

## General data

Laminate structure	Glass-glass
Cell technology	Megasol Mono HiR RearCon
Cell format	M6 Half-cut 166x83 mm
Number of cells (matrix)	144 (6x 24)
Design	Totally Black Black cell spacing, black cross connectors, hidden busbars (RearCon)
Frame	U-frame 30 mm Aluminium, anodized black
Front side	2.0 mm TVG High-transmission, nano-finished/antireflective surface
Encapsulation material	Special EVA (UV+/IR+) with lowest yellowness index
Back side	2.0 mm TVG
Junction box	Split Box, IP67
Cable cross section	4 mm <sup>2</sup>
Connectors	Original Stäubli MC4-Evo 2
Dimensions (LxWxH) ±3.0 mm	2063x 1046x30 mm
Grid dimensions (LxW)	Depending on the installation situation
Weight	26.5 kg

## Warranty

Product warranty	15 years
Linear performance warranty	30 years



Relative efficiency level in relation to the minimal output (%). At least 97 % of the minimum output during the first year. Afterwards, max. 0.5 % degradation per annum. At least 92.5 % of the minimum output after 10 years. At least 87.5 % of the minimum output after 20 years. At least 82.5 % of the minimum output after 30 years. All data within the measuring tolerances. Warranties according to the respective latest Megasol Warranty Conditions which can be found on [www.megasol.ch/warranty](http://www.megasol.ch/warranty).



E-mail: [info@megasol.ch](mailto:info@megasol.ch)  
Hotline: +41 62 919 90 90  
[www.megasol.ch](http://www.megasol.ch)



Megasol partner