Tubular Gel Technology For Solar Applications

Website: www.hazebattery.com
E mail : sales@hazebattery.com

HAZE Tubular Gel Solar Range utilizes proven materials & construction technology tailored for the specific demands of the Worldwide Solar Industry. Performance is greatly enhanced by the inclusion of special materials, techniques and processes developed through extensive R&D and exhaustive testing.

Manufactured to the highest international standards, the range is ideal for reliable use in Solar and similar applications.

Operation

Nominal Voltage - 2V

Float Charge - 2.23 - 2.30 vpc at 20 - 25°C

Frequent Use Applications - Superior cycle life at all depths of discharge

Design Life - 15 Years @ 25°C

Connection - Cables, bus bar connectors and terminal covers available on request.

Operating Temperature - -20 to 50°C

Construction

VRLA - Maintenance free

Positive plate - Tubular, high tin content for long float and cycle life

Negative Plate - Flat pasted with frame

Separator - Microporous Polymer

Formation - Superior proprietry in-case-formation

Electrolyte - Very high purity Sulfuric acid

Flame Arrester - Standard

Terminal - Female insert as standard, proven, reliable, long life sealing method

Case - High impact resistant ABS flame retardant to UL94-V0 on request.

Venting valve - EPDM rubber, excellent acid resistance for long life

Specification - Built to comply with IEC 896-2, DIN 43534, BS 6290 Pt4, Eurobat.

Transport - Approved as non-hazardous cargo for ground, sea and air transportation in accordance with US DOT Regulation 49 and ICAO & IATA Packing Instruction 806.

Sealed Lead Acid 2 Volt Tubular Gel Bloc

Battery Model	Nominal Voltage	C1 1.65 VPC	C3 1.75 VPC	C5 1.75 VPC	C10 1.80 VPC	C100 1.85 VPC
OPzV 200 S	2	123	172	197	231	260
OPzV 250 S	2	158	215	237	273	310
OPzV 300 S	2	183	246	280	327	369
OPzV 350 S	2	214	314	364	404	445
OPzV 420 S	2	264	373	434	486	523
OPzV 490 S	2	273	417	478	534	589
OPzV 600 S	2	330	502	620	741	835
OPzV 770 S	2	422	627	736	856	925
OPzV 800 S	2	448	672	788	912	1000
OPzV 1000 S	2	567	838	991	1124	1186
OPzV 1200 S	2	653	1006	1189	1396	1480
OPzV 1500 S	2	720	1125	1370	1597	1706
OPzV 2000 S	2	1034	1686	2060	2406	2546
OPzV 2500 S	2	1290	2106	2570	3007	3200
OPzV 3000 S	2	1522	2529	3085	3609	3826

The Quality & Management system governing the manufacture of this product is ISO 9001:2000 and ISO 14001:2004 certified.

Battery Model	Approx. Dimensions (mm) Length	Width	Height	Total Height	Approx. Weight Kg	Approx. Dimensions (Inch) Length	Width	Height	Total Height	Approx. Weight lbs	Terminal Pairs	Internal Resistance mOhms	Terminal 18 Nm Torque
OPzV 200 S	105	208	360	395	18	4.13	8.19	14.17	15.55	39.8	1	0.95	M8
OPzV 250 S	126	208	360	395	22.5	4.96	8.19	14.17	15.55	49.7	1	0.9	M8
OPzV 300 S	147	208	360	395	26	5.79	8.19	14.17	15.55	57.5	1	0.8	M8
OPzV 350 S	126	208	475	510	31	4.96	8.19	18.70	20.08	68.5	1	0.7	M8
OPzV 420 S	147	208	475	510	35	5.79	8.19	18.70	20.08	77.4	1	0.58	M8
OPzV 490 S	168	208	475	510	42	6.61	8.19	18.70	20.08	92.8	1	0.5	M8
OPzV 600 S	147	208	650	685	49	5.79	8.19	25.59	26.97	108.3	1	0.47	M8
OPzV 770 S	215	254	475	510	64	8.46	10.00	18.70	20.08	141.4	1	0.4	M8
OPzV 800 S	215	193	650	685	68	8.46	7.60	25.59	26.97	150.3	2	0.35	M8
OPzV 1000 S	215	235	650	685	82	8.46	9.25	25.59	26.97	181.2	2	0.32	M8
OPzV 1200 S	215	277	650	710	100	8.46	10.91	25.59	27.95	221.0	2	0.31	M8
OPzV 1500 S	215	277	796	855	118	8.46	10.91	31.34	33.66	260.8	2	0.29	M8
OPzV 2000 S	215	400	772	815	166	8.46	15.75	30.39	32.09	366.9	3	0.26	M8
OPzV 2500 S	215	490	772	815	208	8.46	19.29	30.39	32.09	459.7	4	0.24	M8
OPzV 3000 S	215	580	772	815	246	8.46	22.83	30.39	32.09	543.7	4	0.21	M8

Charging

The maximum applied charging current should be 10% of C20. In cyclic applications the maximum applied charging voltage should be 2.4 vpc.
For:
- Daily discharge less than 0.4 x C100. Use 2.30 - 2.35 at 20 Degrees C
- Daily discharge more than 0.4 x C100. Use 2.35 - 2.40 at 20 Degrees C

Charging Voltage is adjusted 5 mV/°C

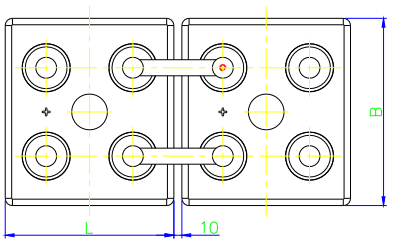

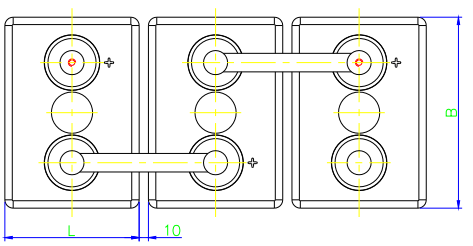

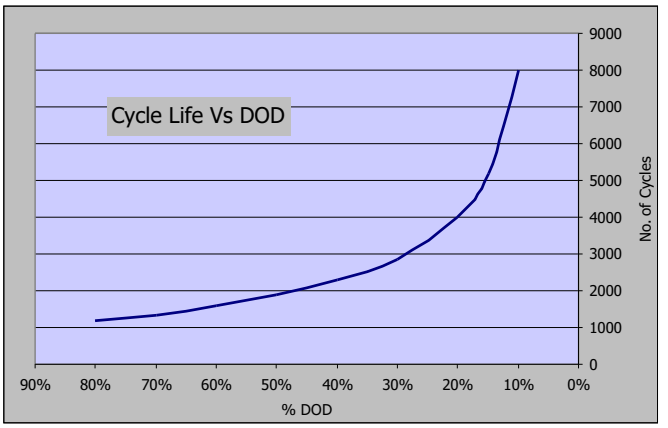

UL Recognised Component MH28512

070411