


Standard PV Module

Mono

PRM72

380W-390W

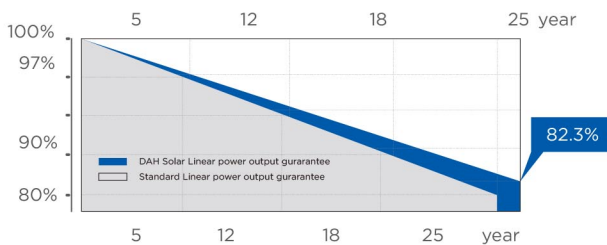


Standard PV module is composed by a plurality of monocrystalline or polycrystalline cells in series (generally 60cells and 72 cells), combined with two layers of EVA ,glass, backsheets and frame. It has very stable power generation efficiency between 17% and 19%. Due to factors such as stability, safety, and excellent price, Standard PV modules are widely used in industrial and commercial roofs, ground power stations, household and poverty alleviation power stations.



QUALITY GUARANTEE

LINEAR POWER OUTPUT GUARANTEE








10 years 10-year material & technology warranty

25 years 25-year linear power output warranty

0~+5W
Positive Tolerance

17.54%
Max Module Eff.(%)

PRODUCT PERFORMANCE ADVANTAGE

-  Select Grade A crystalline silicon solar cells, high-power output with cost-effective
-  Preferred packaging materials and strict process technology, excellent PID free performance
-  Certified by Dust-Sand, Salt-Mist, Ammonia etc. weather resistance tests, strong environmental adaptability
-  Highly transparent coated tempered glass to increase light absorption and reduce power loss
-  Optimized frame design to improve PV module load capacity and appearance protection



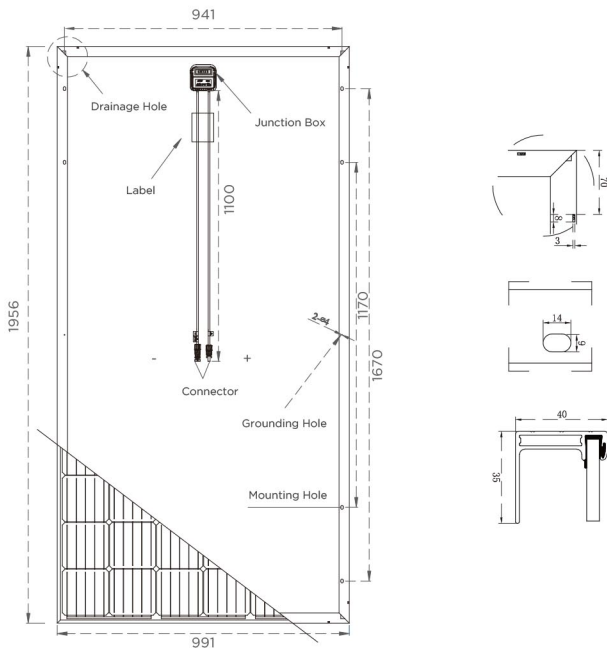
Reliable Quality | Green Our Planet

Office : 24#, Qiyun Road , Hefei, Anhui, China
Mob : +86 181 3007 0283
Mail : info@prosolarpv.com
Website : www.prosolarpv.com

Standard PV Module

PRM72 380W-390W

Design



Mechanical Specification

Cells Type	Mono 156.75x156.75mm
Weight	22.5kg
Dimension (LxWxT)	1956x991x40mm
Output Cables	TUV, Length 1100mm, 4.0mm ²
No.of Cells	72 (6x12)
Glass	3.2mm High Transmission, Antireflection Coating
Junction box	IP68, 3 Bypass Diodes
Connector	QC4
Packing	27pcs/pallet, 270pcs/20GP, 696pcs/40HQ

Operating Parameters

Maximum system voltage	1000V/1500V DC
Operating Temperature	-40 ~ +85°C
Maximum series fuse rating	20A
Snow load, frontside	5400Pa
Wind load, backside	2400Pa
Nominal operating cell temperature	45°C±2°C
Application level	Class A

Electrical Characteristics(STC)

Module Type	PRM72-380W	PRM72-390W
Maximum Power (Pmax)	380W	390W
Open-circuit Voltage (Voc)	46.3V	46.5V
Maximum Power Voltage (Vmp)	37.9V	38.2V
Short-circuit Current (Isc)	9.36A	9.45A
Maximum Power Current (Imp)	8.84A	8.91A
Module Efficiency (%)	17.28%	17.54%
Power Tolerance	0-+5W	
Temperature Coefficient of Isc	0.05%/°C	
Temperature Coefficient of Voc	-0.32%/°C	
Temperature Coefficient of Pmax	-0.41%/°C	
Standard Test Environment	Irradiance 1000w/m ² , Cell temperature 25°C, Spectrum AM1.5	

Electrical Characteristics(NOCT)

Module Type	PRM72-380W	PRM72-390W
Maximum Power (Pmax)	295W	301W
Open-circuit Voltage (Voc)	43.1V	43.4V
Maximum Power Voltage (Vmp)	35.1V	35.2V
Short-circuit Current (Isc)	7.56A	7.63A
Maximum Power Current (Imp)	7.12A	7.19A
Standard Test Environment	Irradiance 800w/m ² , Cell temperature 20°C, Spectrum AM1.5, Wind speed 1m/s	