

LSP672/LSP672(1000)

Electrical Characteristics

Maximum Power (Pmax)	285	290	295	300	305	310
Maximum Power Voltage (Vmp)	36	36	36.2	36.5	36.5	36.8
Maximum Power Current (Imp)	7.92	8.05	8.15	8.22	8.36	8.43
Open Circuit Voltage (Voc)	44.5	44.6	44.7	44.8	45	45.1
Short Circuit Current (Isc)	8.53	8.63	8.75	8.85	8.95	9.06
Encapsulated Cell Efficiency (%)	16.4	16.7	17	17.3	17.6	17.9
Module Efficiency (%)	14.7	15.0	15.2	15.5	15.7	16
Power Tolerance (W)	0~5					
Maximum Series Fuse Rating (A)	15					
Maximum System Voltage (UL)	DC 600V / 1000V					
Normal Operating Cell Temperature (°C)	45±3					

Electrical characteristics tested at Standard Test Conditions (STC), defined as: Irradiance of 1000w/m², Spectrum AM1.5, and temperature of 25°C.

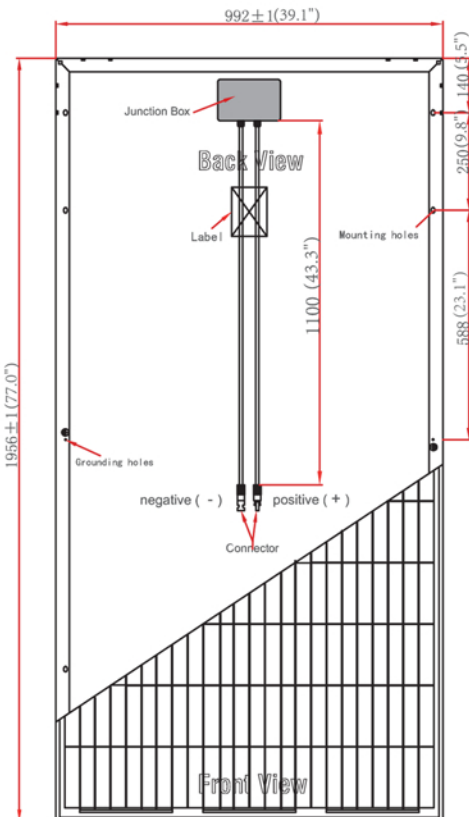
Mechanical Specifications

Dimensions	1956×992×50mm(77.0" × 39.1" × 2.0")
Weight	22.5kg (49.6 lbs.)
Max. static load, front(snow & wind)	5400Pa
Max. static load, back(wind)	2400Pa
Max. hailstone impact(diameter/velocity)	25mm / 23m/s

Construction Materials

Front cover (material/type/thickness)	High Transmission, Low Iron, Tempered Glass 4.0mm (0.16")
Cell (quantity/material/type/dimensions)	72pcs(6×12)/Polycrystalline/156 × 156mm (6 × 6")
Frame(material/color/anodization color)	Anodized aluminum alloy/silver or black/clear
Junction box(Protection degree)	IP67
Cable (length/cross-section area)	1100mm(1000mm) / 4mm ² 43.3"(39.4") / 0.006 in ²

Dimensions



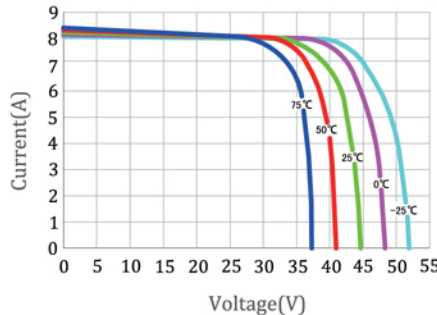
Temperature Characteristics

Temperature Coeff. of Isc (TK Isc)	0.02%/°C
Temperature Coeff. of Voc (TK Voc)	-0.32%/°C
Temperature Coeff. of Pmax (TK Pmax)	-0.43%/°C
Operating Temperature(°C)	-40°C to +85°C
Storage Temperature(°C)	-20°C to +40°C

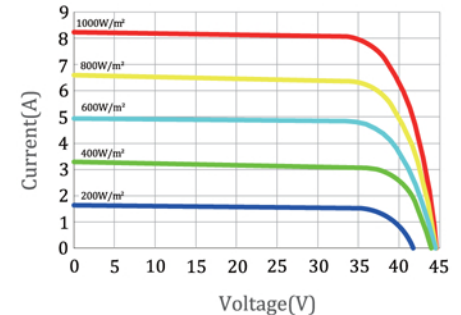
Packaging

Modules/pallet	20 pcs
Pallets/container	22 pallets
Modules/container	440 pcs

Various Temperatures



Various Irradiance



Distributor Information

Please contact info@linkingsolar.com for more details.

