

Features of LiFePO4 Battery

Longer Cycle Life: Offers up to 20 times longer cycle life and five times longer float/calendar life than lead acid battery, helping to minimize replacement cost and reduce total cost of ownership.

Lighter Weight: About 40% of the weight of a comparable lead acid battery. A 'drop in' replacement for lead acid batteries.

Higher Power: Delivers twice power of lead acid battery, even high discharge rate, while maintaining high energy capacity.

Wider Temperature Range: -20 C~60 C.

Superior Safety: Lithium Iron Phosphate chemistry eliminates the risk of explosion or combustion due to high impact, overcharging or short circuit situation.

Environmental

Charge Temperature	0 °C to 55 °C (32F to 131F) @60± 25% Relative Humidity
Discharge Temperature	-20 °C to 60 °C (-4F to 140F) @60 ±25% Relative Humidity
Storage Temperature	0 °C to 45 °C (32F to 113F) @60± 25% Relative Humidity
IP Class	IP20

Mechanical

Metal Box	SPCC
Approx. Dimensions	L482 (L1442) xW420xH133mm
Approx. Weight	29kgs
Terminal Type	M6 (++/--)

Cell

Type	LiFePO4 Battery
Cell Model	LF3914895-50AH
Nominal Capacity	50h @0.5C 100%DOD
Nominal Voltage	3.2V
Approx. Dimensions	L148XT39.5XH101.65mm
Approx. Weight	1.2kgs

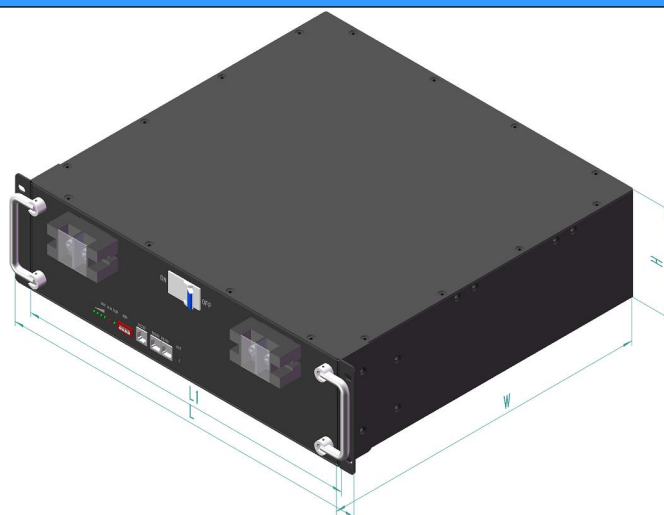
Electrical Characteristics

Nominal Voltage	51.2V
Nominal Capacity	50Ah
Minimum Capacity	50Ah
Energy	2560Wh
Cycle Life	>2000 cycles @0.5C 100%DOD
Months Self Discharge	<3%
Efficiency of Charge	100% @0.5C
Efficiency of Discharge	96~99% @0.5C
BMS Functions	Over charge, over discharge, over current, short circuit and temperature protection

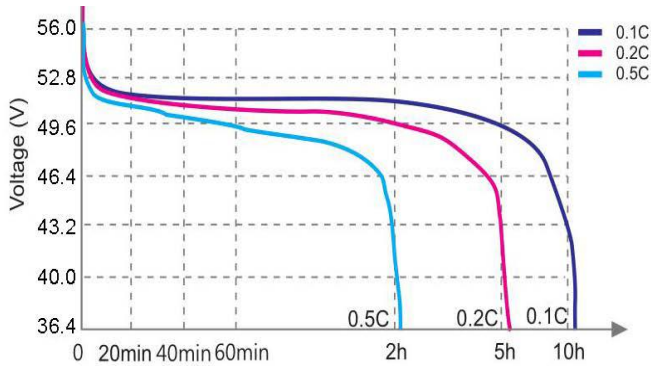
Standard Charge and Discharge

Charge Voltage	57.6-58.4V
Charge Mode	0.2C to 58.4V, then 58.4V, charge current to 0.02C (CC/CV)
Charge Current	10A
Max. Charge Current	50A
Max Continuous Discharge Current	50A
Peak Discharge Current	60A 3-5S
Discharge Cut-off Voltage	40V±0.5V

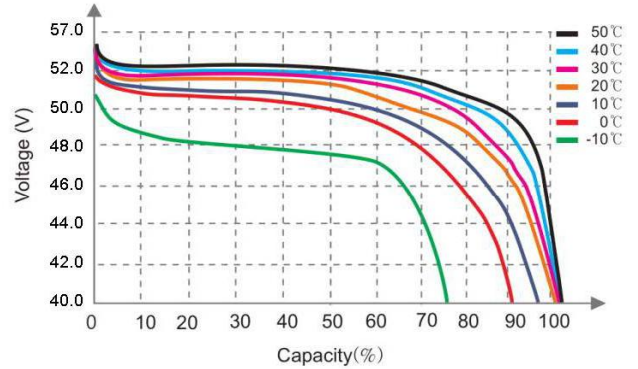
Dimensional Specifications



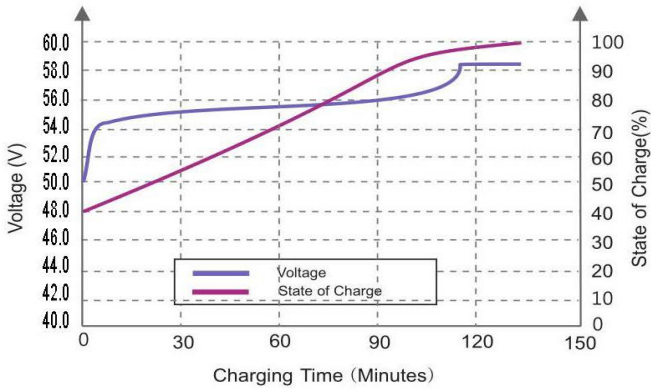
Different Rate Discharge Curve (25°C)



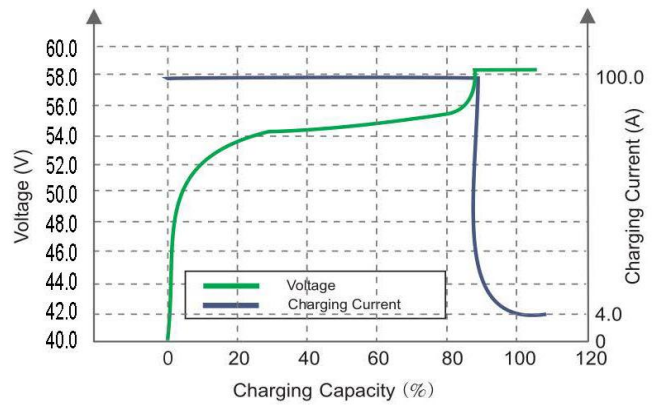
Different Temperature Discharge Curve (0.5C)



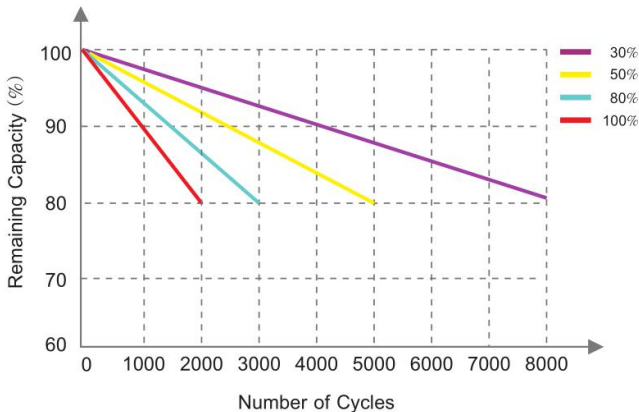
State of Charge Curve (0.5C, 25°C)



Charging Characteristics (0.5C, 25°C)



Different DOD Discharge Cycle Life Curve (0.5C)



Different Temperature Self Discharge Curve

