

## Three Reasons to Choose the EnergyCell NC Series from OutBack Power:

### 1. PURPOSE-BUILT

- Batteries designed for residential or light-commercial off-grid, backup or self-consumption renewable energy power demands
- 3,000 cycles at 50% DOD
- Pure lead extends the life of the battery versus traditional VRLA and allows for increased float capability for backup applications
- Advanced carbon technology reduces the effect of sulfation and is compatible with Partial State of Charge (PSoC) operation

### 2. EASY-TO-INSTALL AND MAINTAIN

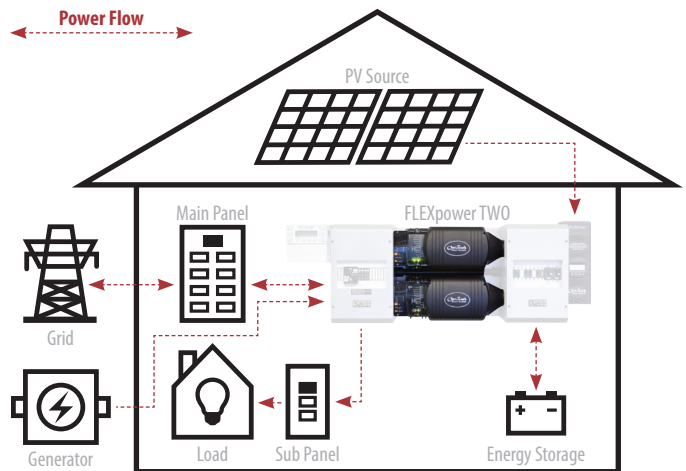
- PLC technology means 99% gas recombination efficient, no periodic watering of cells, no re-torquing of terminal connections, and no equalization charge under standard operating conditions
- Modular space-saving design when installed with OutBack's Integrated Battery Rack (IBR)
- 18 month shelf life at 25°C
- OPTICS RE connectivity means real-time access to critical battery performance data
- Batteries and power electronics can be installed in the same area\*
- At end of life, lead acid batteries are 96% recyclable
- Full replacement warranty—6 year domestic, 4-5 year global

### 3. SINGLE-BRAND SYSTEM SOLUTION

- Optimized to work seamlessly with OutBack power conversion equipment
- Ease of ordering with SystemEdge package configurations—to learn more visit [www.outbackpower.com](http://www.outbackpower.com)
- Single point of contact for all technical system inquiries
- Quality and reliability from OutBack Power assures customers receive the best technologies for renewable energy systems in the market today



## OutBack EnergyCell PLC Series Typical System Integration:



**OUTBACK POWER — MASTERS OF THE OFF-GRID. FIRST CHOICE FOR THE NEW GRID.**



#### MAKE THE POWER

- FLEXpower Integrated Systems
- Inverter/Chargers & Charge Controllers



#### STORE THE ENERGY

- EnergyCell RE, PLR, PLC and OPzV Batteries
- Battery Enclosures and Racking



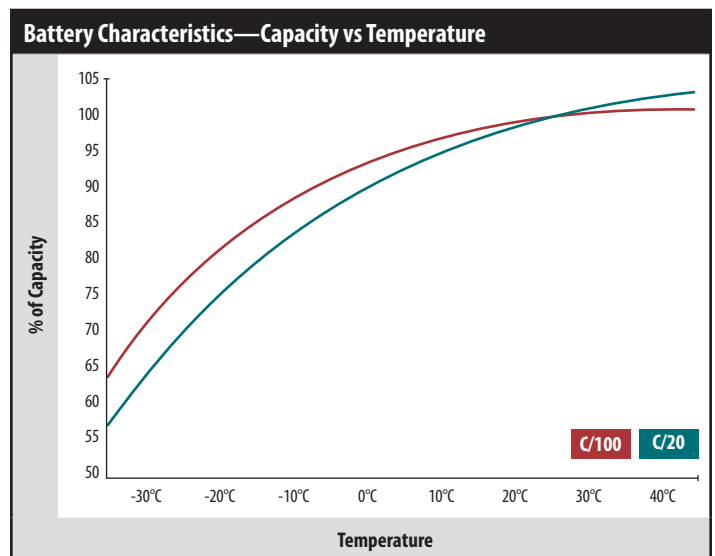
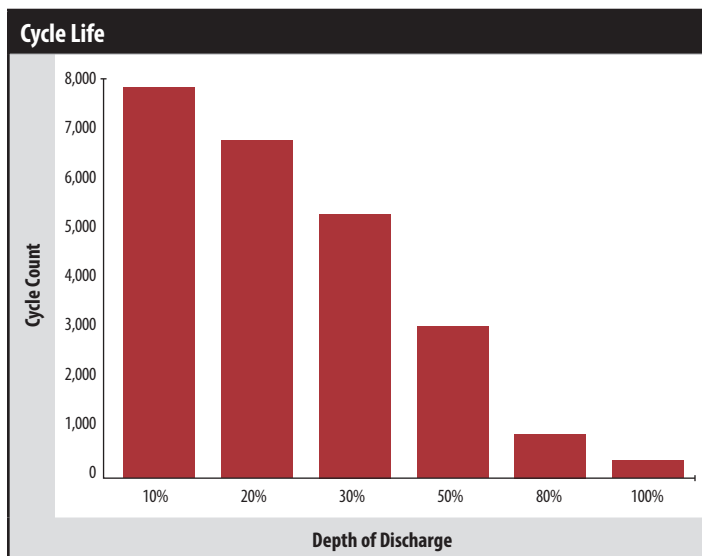
#### MANAGE THE SYSTEM

- OPTICS RE System Monitoring and Control
- MATE3s System Display and Communications

EnergyCell Models: 200PLC	
Cells Per Unit	6
Nominal Voltage	12VDC
Cycle Life (50% DOD, 1.75VPC)	3000
Absorb Voltage (25°C) <sup>1</sup>	14.1VDC
Absorb Time <sup>2</sup>	5hrs
Float Voltage (25°C) <sup>1</sup>	13.5VDC
Float Time	6hrs (0.15C)
Equalize Voltage and Charge Frequency	14.1
Re-Bulk Voltage <sup>3</sup>	12.9VDC
Re-Float Voltage <sup>3</sup>	13.2VDC
Maximum Charge Current (Per Battery)	50ADC
Operating Temperature Range (w/Temperature Compensation)	Discharge: -40 to 149°F (-40 to 65°C) Charge: 5 to 140°F (-15 to 60°C) Storage: -4 to 104°F (-20 to 40°C)
Optimal Operating Temperature Range	68 to 86°F (20 to 30°C)
Temp-Comp Factor (Charging)	-4mV per °C per cell (2V)
Self-Discharge Time	Batteries can be stored up to 18 months at 25°C (77°F) before a freshening charge is required. For higher temperatures the time interval will be shorter
Terminal Type	T11
Terminal Hardware Initial Torque	11 to 14.7Nm)
Weight (lb/kg)	130 / 59
Dimensions H x D x W (in/cm) <sup>4</sup>	12.6 x 22 x 4.92 / 32 x 55.88 x 12.50
Warranty <sup>5</sup>	Domestic: 6 year full replacement Global: 4-5 year full replacement
Accessories	Ships with interconnect bars, terminal covers and hardware kit

Note: PC-ABS flame retardant jar and cover to UL94V-0 <sup>1</sup> If using both inverter and charge controller, set the charge controller to 0.4V higher (0.2V for 24V systems) to give the charge controller charging priority. <sup>2</sup> Will always be 2 hours if charge rate is 10% of battery bank amp-hours. For higher or lower charge rates, use the formula AR ÷ (CR x 0.5) = absorb time where AR = amp-hours remaining after absorb voltage is first reached (10% of battery bank Ah) and CR = amp-hours of current charge. <sup>3</sup> Default values for 12/24/48V systems. May need to be adjusted for site application. <sup>4</sup>Batteries to be installed with 0.5in (12.7mm) spacing minimum and free air ventilation. <sup>5</sup>See OutBack EnergyCell warranty document for full details.

Discharge in Hours:	12V Ampere Hour Capacity to 1.75 Volts Per Cell at 77°F (25°C)										
	1	2	3	4	5	8	12	20	24	48	100
EnergyCell 200PLC	104	120	132	140	145	160	168	178	182	191	200



\*Consult local and regional electrical code for proper installation of energy storage requirements.