


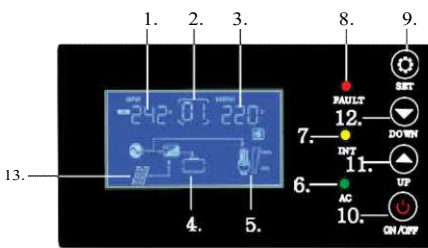
# Hybrid Solar Inverter

## Feature:

- Pure sine wave output
- With MPPT solar charge controller 30A-100A (Optional) With UPS
- automatic switching function, grid power charging function, AVR voltage stabilization function
- It has perfect protection functions such as overload, high voltage, low voltage, short circuit, etc
- DSP Intelligent Chip Control, Excellent Performance
- Strong inverting capability, one-time softstart, triple output peak power, with all inductive loads
- Full personalized LCD display, it can display various data information of inverter, solar charge controller
- Grid power priority, energy saving mode and solar energy priority can be set freely to meet different occasions
- Battery type, charging voltage grid power charging current (0- 35A) can be set freely to meet the charging management of different types of batteries

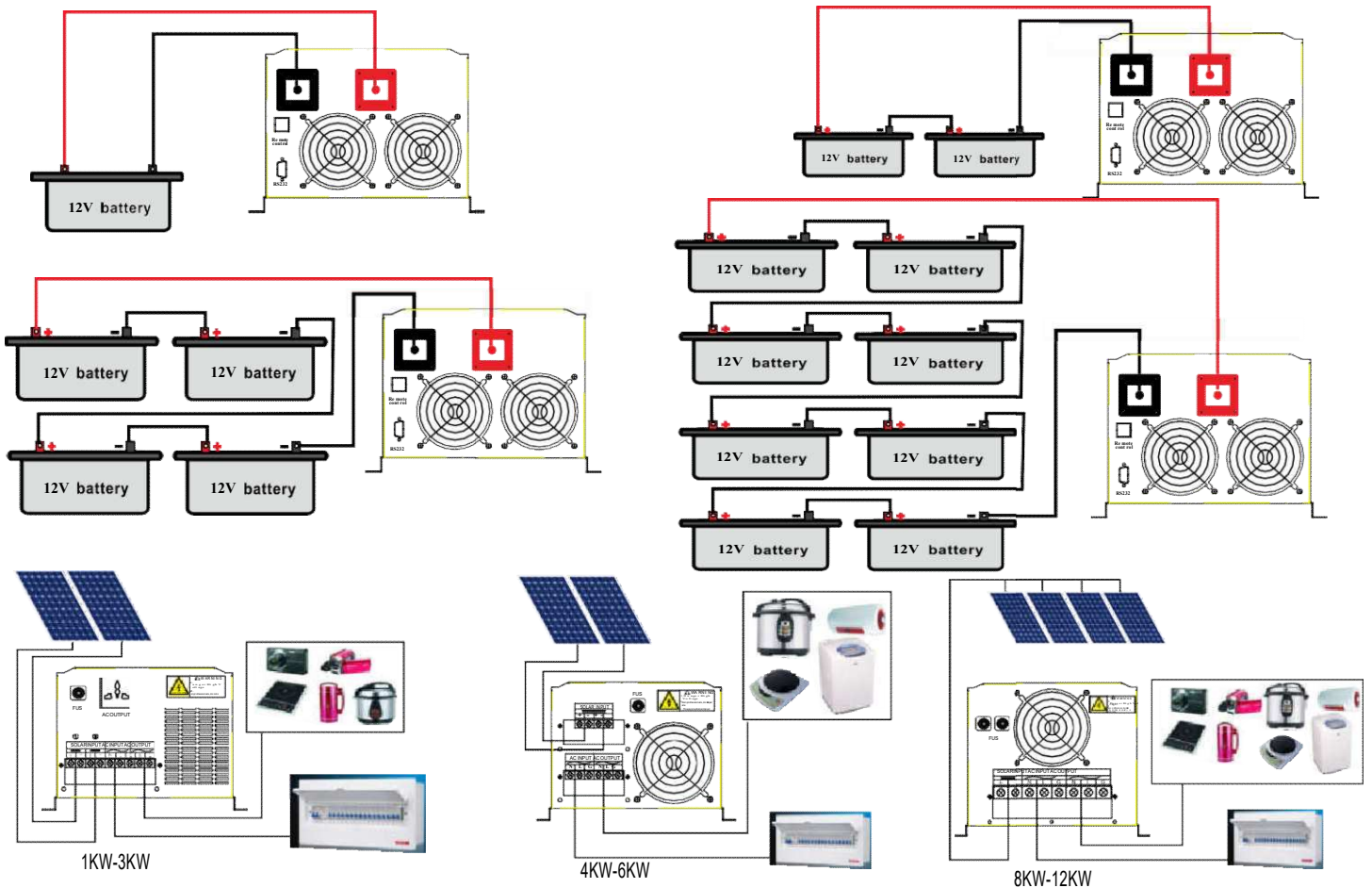


## LCD Display Information:



NO	LCD Display	Contents Descriptions
1.	INPUT	AC Input
2.	(01)	Working mode code
3.	OUTPUT	AC Output
4.	BATT	Battery capacity
5.	LOAD 25%--100%	Load output percentage
6.	AC	AC indicator
7.	INVERTER	Inverter indicator
8.	FAULT	Fault indicator
9.	SET	SET button
10.	ON/OFF	ON/OFF button
11.	UP	UP button
12.	DOWN	DOWN button
13.		PV Input

## Solar System Connection:



## Specification

Model		1000W	2000W	3000W	4000W	5000W	6000W	8000W	10000W	12000W	
Default battery system voltage (VDC)		12VDC/24VDC/48VDC			24VDC/48VDC/96VDC			48VDC/96VDC			
Inverter Output	Rated power	1000W	2000W	3000W	4000W	5000W	6000W	8000W	10000W	12000W	
	Surge rating (20ms)	3000W	6000W	9000W	12000W	15000W	18000W	24000W	30000W	36000W	
	Capable of starting electric Motor	0.5HP	1HP	2HP	2HP	3HP	3HP	4HP	5HP	6HP	
	Wave form	Pure sine wave/ Same as input (AC mode)									
	Nominal output voltage RMS	110/120VAC 220/230/240VAC(±10RMS)						220/230/240VAC(±10RMS)			
	Output frequency	50Hz/60Hz±0.3Hz									
	Inverter efficiency(Peak)	>85%									
	Line mode efficiency	>95%									
	Typical transfer time	8ms(Max)									
Built-in AVR stabilizer(AC voltage)	110/120/220/230/240VAC			220/230/240VAC			-----				
AC Input	Voltage	110/120VAC 220/230/240VAC						220/230/240VAC			
	Selectable voltage range	85-138VAC(AC:110)			170-275VAC(AC:220)			180-260VAC(AC:220)			
	Frequency range	50Hz:45-65Hz 60Hz:55-65Hz 50Hz/60Hz(Auto sensing)									
Battery	Low battery protection	10VDC±0.3V (12VDC),20VDC±0.3V (24VDC),40 VDC±0.3V (48VDC),80 VDC±0.3V (96VDC)									
	Low battery cutoff	10.5VDC±0.3V (12VDC),21VDC±0.3V (24VDC),42 VDC±0.3V (48VDC),84VDC±0.3V (96VDC)									
	High Battery alarm	15VDC±0.3V (12VDC),30VDC±0.3V (24VDC),60 VDC±0.3V (48VDC), 120 VDC±0.3V (96VDC)									
	High Battery protection	16.5VDC±0.3V (12VDC),33VDC±0.3V (24VDC),66VDC±0.3V (48VDC), 132VDC±0.3V (96VDC)									
AC Charger	Maximum charge current	0-35A(Set by yourself)									
Protection	Over load protection	Rated power over 110%, shut down automatically									
	Temperature protection	Built-in temperature sensor real-time induction, ≥85 alarm, ≥85 shut down the whole machine									
	Short circuit protection	Automatic Shutdown									
Solar Charge Controller	Max solar charging current	30A,40A,50A,60A,80A					50A,60A,100A,120A				
	Voltage	12V,24V,48V,96V									
	Max PV input power	12V-30A:360W,12V-50A:600W,12V-60A:720W,12V-80A:960W,12V-100A:1200W,12V-120A:1440W									
		24V-30A:720W,24V-50A:1200W,24V-60A:1440W,24V-80A:1920W,24V-100A:2400W,24V-120A:2880W									
		48V-30A:1440W,48V-50A:2400W,48V-60A:2880W,48V-80A:3840W,48V-100A:4800W,48V-120A:5760W									
		96V-50A:4800W,96V-60A:5760W,96V-100A:9600W,96V-120A:11520W									
PV array MPPT voltage range	12V:18V-100V,24V:36V-100V,48V:72V-150V,96V:144V-280V										
Peak conversion efficiency	>99%										
Other	Mounting	Wall mount									
	Display	LCD+LED									
	Cooling fan	Intelligent fan cooling system									
	Audible noise	<60dB									
	Communications	RS-232,SNMP(Optional)									
	Operation temperature range	-10℃~70℃									
	Storage temperature	-10℃~60℃									
Appearance	Product size(L*W*H)	510*325*215			645*325*215			765*320*250			
	Packing size(L*W*H)	580*385*270			725*410*290			840*405*320			
	Net weight(Kg)	16	19	22	31	33	35	55	61	67	
	Gross weight(Kg)	18	21	24	34	36	38	59	65	71	