


CCM210-HS-66

650-670W

Monofacial PERC Half-Cell Module



The superior MBB technology and leading process ensures high efficiency.

21.5%



0-5w positive power tolerance peak power output ensures the reliability of the module

0/+5



The module can withstand wind load of up to 2400Pa and snow load of 5400Pa

2400Pa
5400Pa



Improved cell technology and selected materials make the module has good PID resistance

Anti-PID



The module shows excellent weak light performance in the morning, evening and cloudy days.

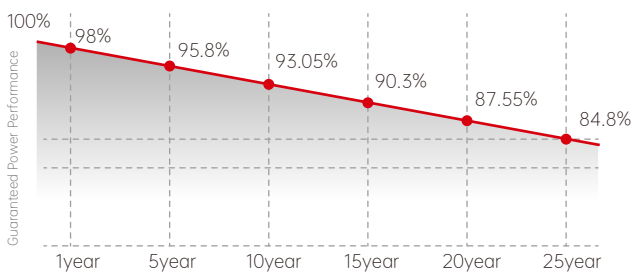
Weak Light



Effectively reduces the loss of up to 2% caused by mismatch and maximizes the output power of the system.

2%

LINEAR PERFORMANCE WARRANTY



- Linear power guarantee over 84.8% power output after 25 years
Additional value from Q-Solar's linear warranty

12 years

Product materials and process warranty

First year power degradation

< 2%

25 years

Linear power warranty

Year 2-30 power degradation

< 0.55%


COMPREHENSIVE CERTIFICATES



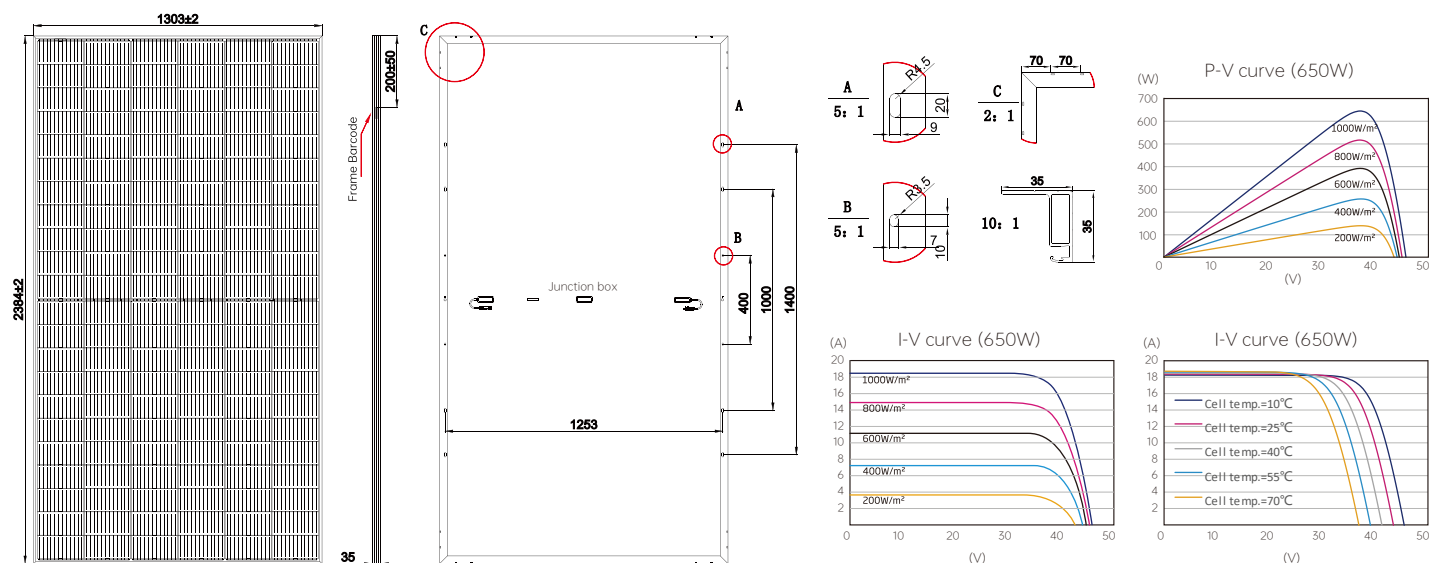
- IEC 61215, IEC 61730
- ISO 9001:2015 Quality Management System
- ISO 14001:2015 Environmental Management System
- ISO 45001:2018 Occupational Health and Safety Management System

* Different markets have different certification requirements. Also, the products are under rapid innovation. Please confirm the certification status with regional sales representatives.

PERFORMANCE INSURANCE



MODULE DIMENSIONS (mm)



ELECTRIC CHARACTERISTICS

Module Type	CCM210-HS650-66	CCM210-HS655-66	CCM210-HS660-66	CCM210-HS665-66	CCM210-HS670-66
STC Peak Power P_{max}(W)	650	655	660	665	670
Power Tolerance (W)	0~+5				
Optimum Working Voltage V_m(V)	37.99	38.13	38.27	38.40	38.53
Optimum Working Current I_m(A)	17.11	17.18	17.25	17.32	17.39
Open Circuit Voltage V_{oc}(V)	45.14	45.23	45.35	45.47	45.59
Short Circuit Current I_{sc}(A)	17.88	17.95	18.02	18.09	18.16
Module Efficiency (%)	20.9	21.1	21.2	21.4	21.5

STC (Standard Testing Conditions): Irradiance 1000W/m², Cell Temperature 25 °C , Spectra at AM1.5

MECHANICAL PARAMETERS

Cell Type	P-type PERC Monocrystalline 210×105mm
Number of Half Cells	132 (6×22)
Module Size	2384mm × 1303mm × 35mm
Weight	33.9kg
Front Glass	3.2mm Coated tempered glass
Frame	Anodized aluminum alloy
Junction Box	IP68 standard (3 bypass diode)
Output Cable	TUV (2pfg1169:2007)
	4mm ² /300mm
Connector	Compatible with MC4

TEMPERATURE CHARACTERISTICS & OPERATING PARAMETERS

Nominal Operating Cell Temperature (NOCT)	45±2°C
Temperature Coefficient of P_{max}	-0.32%/°C
Temperature Coefficient of V_{oc}	-0.26%/°C
Temperature Coefficient of I_{sc}	0.052%/°C
Maximum System Voltage	DC1500V
Maximum Series Fuse Rating	30A
Operating Temperature	-40°C ~ +85°C
Rated Operating Cell Temperature	45°C±2°C
Front Side Maximum Static Loading	5400pa
Rear Side Maximum Static Loading	2400pa

NOCT (Nominal Operating Cell Temperature): Irradiance 800W/m², Ambient Temperature 20°C , Spectra at AM1.5, Wind at 1m/s



Web: www.qn-solarpv.com E-mail: info@qn-solarpv.com

* The technical parameters contained in this datasheet may deviate slightly, and Q-solar does not guarantee that they are completely accurate. Due to continuous innovation, research and development and product improvement, Q-solar reserves the right to adjust the information in this datasheet at any time without prior notice. The customer should obtain the latest version of datasheet when signing the contract and make it an integral part of the binding contract signed by both parties. The Chinese (or other language) translation files of this datasheet are for reference only. If there is any inconsistency between the English version and the Chinese version (or other language versions), the English version shall prevail.