


CCN182-HG-72

550-570W

N-Type TOPCon Bifacial Half-Cell Module



The superior MBB technology and leading process ensures high efficiency.



0-5w positive power tolerance peak power output ensures the reliability of the module




The module can withstand wind load of up to 2400Pa and snow load of 5400Pa



Improved cell technology and selected materials make the module has good PID resistance

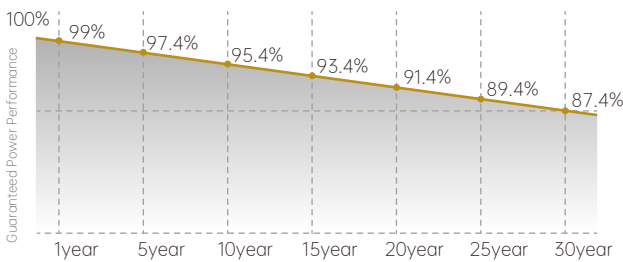


The module shows excellent weak light performance in the morning, evening and cloudy days.



First year power degradation < 1%
Year 2-30 power degradation < 0.4%
30 years power output guarantee > 87.4%

LINEAR PERFORMANCE WARRANTY



- Linear power guarantee over 87.4% power output after 30 years
Additional value from Q-Solar's linear warranty

12 years

Product materials and process warranty

First year power degradation

< 1%

30 years

Linear power warranty

Year 2-30 power degradation

< 0.4%



COMPREHENSIVE CERTIFICATES



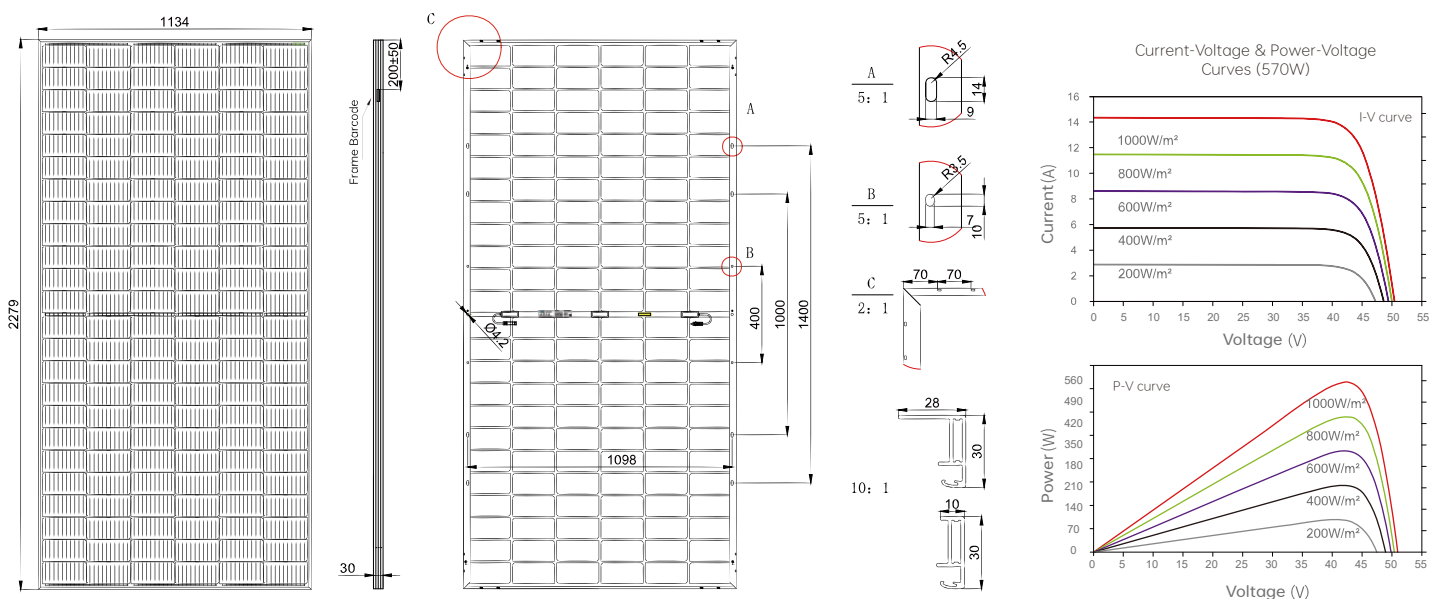
- IEC 61215, IEC 61730
- ISO 9001:2015 Quality Management System
- ISO 14001:2015 Environmental Management System
- ISO 45001:2018 Occupational Health and Safety Management System

* Different markets have different certification requirements. Also, the products are under rapid innovation. Please confirm the certification status with regional sales representatives.

PERFORMANCE INSURANCE



MODULE DIMENSIONS (mm)



ELECTRIC CHARACTERISTICS

Module Type	CCN182-HG550-72	CCN182-HG555-72	CCN182-HG560-72	CCN182-HG565-72	CCN182-HG570-72
STC Peak Power P_{max}(W)	550	555	560	565	570
Power Tolerance (W)	0~+5				
Optimum Working Voltage V_m(V)	41.58	41.77	41.95	42.14	42.29
Optimum Working Current I_m(A)	13.23	13.29	13.35	13.41	13.48
Open Circuit Voltage V_{oc}(V)	50.27	50.47	50.67	50.87	51.07
Short Circuit Current I_{sc}(A)	14.01	14.07	14.13	14.19	14.25
Module Efficiency (%)	21.3	21.5	21.7	21.9	22.1

STC (Standard Testing Conditions): Irradiance 1000W/m², Cell Temperature 25 °C , Spectra at AM1.5

MECHANICAL PARAMETERS

Cell Type	N-Type TOPCon Monocrystalline 182×91mm
Number of Half Cells	144(6×24)
Module Size	2279mm × 1134mm × 30mm
Weight	31.4kg
Glass	Dual , 2.0mm Coated tempered glass
Frame	Anodized aluminum alloy
Junction Box	IP68 standard (3 bypass diode)
Output Cable	TUV (2pfg1169:2007)
	4mm ² /300mm
Connector	Compatible with MC4

TEMPERATURE CHARACTERISTICS & OPERATING PARAMETERS

Nominal Operating Cell Temperature (NOCT)	45±2°C
Temperature Coefficient of P_{max}	-0.30%/°C
Temperature Coefficient of V_{oc}	-0.25%/°C
Temperature Coefficient of I_{sc}	0.046%/°C
Maximum System Voltage	DC1500V
Maximum Series Fuse Rating	30A
Operating Temperature	-40°C ~ +85°C
Rated Operating Cell Temperature	45°C±2°C
Front Side Maximum Static Loading	5400pa
Rear Side Maximum Static Loading	2400pa

NOCT (Nominal Operating Cell Temperature): Irradiance 800W/m², Ambient Temperature 20°C , Spectra at AM1.5, Wind at 1m/s



Web: www.qn-solarpv.com E-mail: info@qn-solarpv.com

* The technical parameters contained in this datasheet may deviate slightly, and Q-solar does not guarantee that they are completely accurate. Due to continuous innovation, research and development and product improvement, Q-solar reserves the right to adjust the information in this datasheet at any time without prior notice. The customer should obtain the latest version of datasheet when signing the contract and make it an integral part of the binding contract signed by both parties. The Chinese (or other language) translation files of this datasheet are for reference only. If there is any inconsistency between the English version and the Chinese version (or other language versions), the English version shall prevail.