

# THPW1000-ETL

## 1000WATT / 2000WATT PEAK

### POWERS UP TO 10 AMPS



THE CHOICE FOR PERFORMANCE

THPW1000-ETL



### PURE SINE WAVE INVERTER

THOR inverters have set the standard with the way you deal with your mobile power needs, providing AC electricity. A power inverter converts the DC electricity from batteries into everyday AC power.

With a THOR inverter you won't need to rely on a generator to have power for tools, electronics or any AC power needs. THOR inverters are efficient and dependable and come in numerous sizes and power ranges to meet your mobile power demands.

### Design Features

- 1000 Watts Continuous Output
- 2000 Watt High Surge Power
- 2 x GFCI Protected 120 Volt AC Outlets
- Compatible with all THOR Remote Controls
- USB Charging Port
- Rugged Aluminum Design
- Compatible with Appliances <= 1000 watts
- Digital Display
- Easy Installation

### Accessories

TH-002



TH-RC



TH-IRC



Remote Controls



**Cables**  
(1/0 - 10 Feet)  
THCBL10F1/0



**Fuses**  
THANLFB100  
100 Amp Fuse



**Isolators**  
THI-80  
80 Amp Isolator



**AC Extension**  
TH-EXT




**Low Voltage Disconnect**  
TH-LVD



**Transfer Switch**  
THTS30

1000 WATT PURE SINE WAVE INVERTER WITH USB



### Specifications

DC Input Voltage	12 Vdc
DC Input Voltage range	10.7 - 16.5 Vdc
Maximum Output Current	10 Amps
Continuous Output Power	1000 Watts
Max Output for 10 Min - 10% over inverters rated continuous wattage	1100 Watts
Surge Output Power	2000 Watts
Peak Efficiency	85-90%
DC Input Connections	Nut and Bolt (M9)
AC Output Connection	2 x GFCI Protected 120 Volt AC outlets
Terminal Block for Hardwiring	Yes
Display	Digital Display With Error Codes




**THOR MANUFACTURING**

7050 W. Palmetto Park Rd. Suite 15  
Boca Raton, FL

Phone: (866) 955-THOR  
(866) 955-8467

Mail: sales@thorpowerproducts.com  
Web: www.thorinverters.com

## Dimensions



THPW1000-ETL

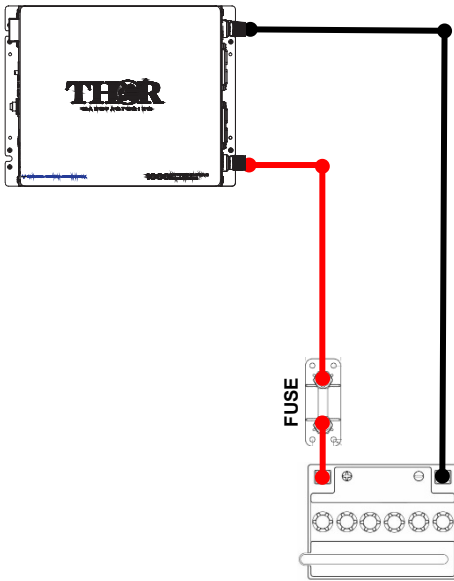
Dimensions: 11.45L x 8.5W x 3.34"H

Weight: 10 Lbs

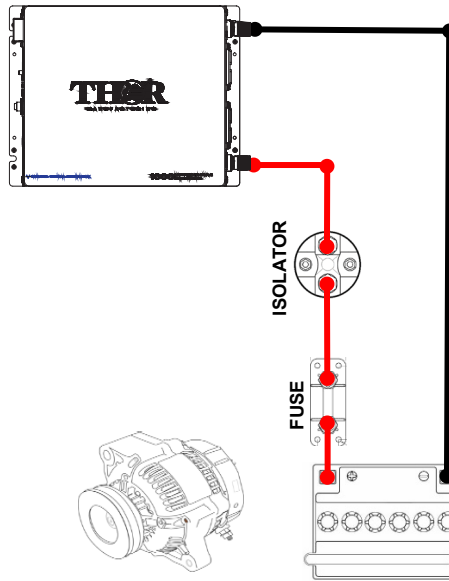
UPC Code: 853003006490

Warranty: 1 Year

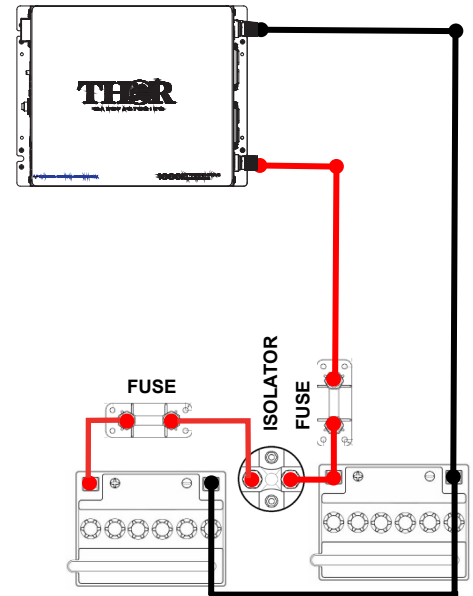
## Installation Diagrams



STAND ALONE OR IN VEHICLE



VEHICLE IGNITION CONTROLLED



DUAL BATTERY INSTALLATION  
ISOLATING VEHICLE BATTERY

Inverters are also available as Installation Kits (including the inverter)

THPW1000-ETL-KIT 2



THPW1000-ETL-KIT 3



THPW1000-ETL-PRO KIT



THPW1000-ETL-RV KIT



1000 WATT PURE SINE WAVE INVERTER WITH USB



**THOR MANUFACTURING**

7050 W. Palmetto Park Rd. Suite 15  
Boca Raton, FL

Phone: (866) 955-THOR  
(866) 955-8467

Mail: sales@thorpowerproducts.com  
Web: www.thorinverters.com