

HRAP-144H-N565-N585M10

N-TOPCon Technology

22.65%

Maximum Module Efficiency

585W

Maximum Power Output

Power Shorting Tolerance:0~+3W

2278x1134x35mm

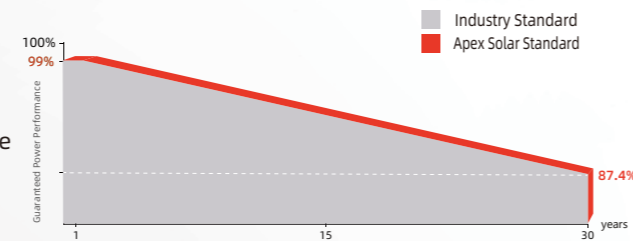
Module Dimensions

IEC 61215 / IEC 61730
 Fire safty class:Class C according to UL790
 ISO 9001 :Quality Management System
 ISO 14001 :Environment Management



Industry Leading Linear Power Warranty

12-year Warranty for Materials and Processing ,30-year Warranty for Extra Linear Power Output



Process Warranty Power Warranty

- 0-3w** Guaranteed 0-3w positive tolerance ensures the power output reliability
- High customer value** Lower cost per kilowatt hour.High quality silicon wafer guarantee, high power module output, excellent cost performance advantage, is an ideal choice for solar power stations
- Highly reliable due to stringent quality control** Three times strict EL testing beyond certification requirements
- Fusion of MBB and half-cut cells technology** The new circuit design, minimizes the impact of shadow on the power generation of solar module.Excellent light utilization and current collection capacity, effectively improve product power output and reliability
- Excellent Anti-PID performance** Ensure that the scale production passes the PID test, and greatly reduce the attenuation caused by PID by optimizing the wafer process
- Outstanding low light performance** The coated glass with high transmittance and the surface technology of the wafer are used to achieve excellent performance in low light environment

ELECTRICAL PARAMETERS AT STC

Rated Maximum Power(Pmax) [W]	565	570	575	580	585
Maximum Power Voltage(Vmp) [V]	41.92	42.07	42.22	42.37	42.52
Maximum Power Current(Imp) [A]	13.48	13.55	13.62	13.69	13.76
Open Circuit Voltage(Voc) [V]	50.60	50.74	50.88	51.02	51.16
Short Circuit Current(Isc) [A]	14.23	14.31	14.39	14.47	14.55
Module Efficiency [%]	21.87	22.07	22.26	22.45	22.65

STC: Irradiance 1000 W/m2 module temperature 25°C AM=1.5

ELECTRICAL PARAMETERS AT NMOT

Rated Maximum Power(Pmax)[W]	425	429	432	436	440
Maximum Power Voltage(Vmp) [V]	39.38	39.51	39.60	39.69	39.81
Maximum Power Current(Imp) [A]	10.79	10.85	10.92	10.99	11.05
Open Circuit Voltage(Voc) [V]	48.06	48.20	48.33	48.46	48.60
Short Circuit Current(Isc) [A]	11.49	11.55	11.62	11.68	11.75

NMOT: Irradiance 800 W/m2 ambient temperature 20°C wind speed: 1m/s

MECHANICAL SPECIFICATION

Cell Type	N-Type Monocrystalline
Cell Dimensions	182x182mm
Cell Arrangement	144(2x72)
Weight	28kg(±3%)
Module Dimensions	2278x1134x35mm
Cable	4.0 mm² positive/negative:300mm(11.8inches),length Can be customized
Front Glass	3.2 mm high transmittance,AR coating tempered glass
Frame	Anodized aluminium alloy
Junction Box	Protection class IP68
Type of Connector	PV-XT101.1 (Suzhou Xtong Photovoltage Technology Co., Ltd)
Mechanical Load	Front side 5400Pa/Rear side 2400Pa

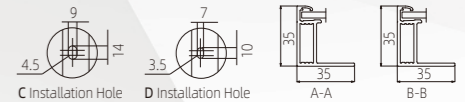
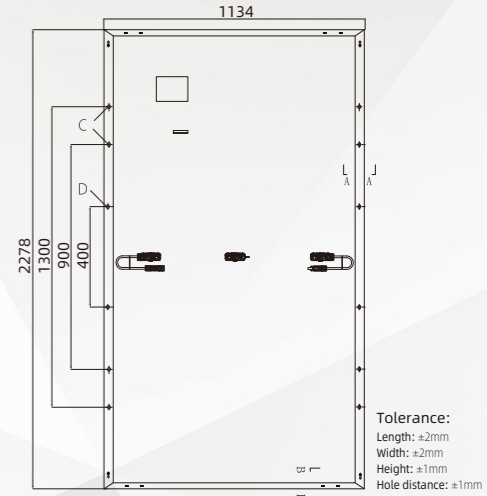
OPERATING CONDITIONS

Maximum System Voltage (V)	1000/1500VDC (IEC)
Pmax Temperature Coefficient	-0.30%/°C
Voc Temperature Coefficient	-0.25%/°C
ISC Temperature Coefficient	0.046%/°C
Nominal Operating Cell Temperature	45±2°C
Operating Temperature	-40°C~+85°C
Maximum Series Fuse	25A

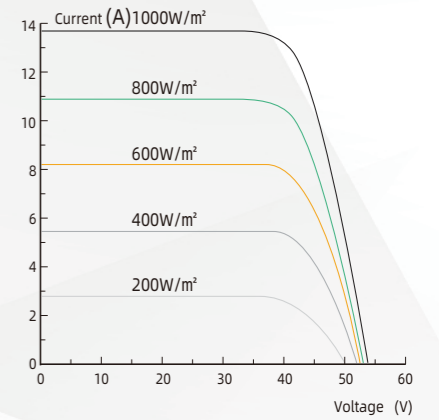
PPACKING CONFIGURATION

Quantity/Pallet	31pcs/pallet
Quantity/Container	620pcs/40HQ

Module Dimension(mm)



Current-Voltage Curve (585W)



Power-Voltage Curve (585W)

