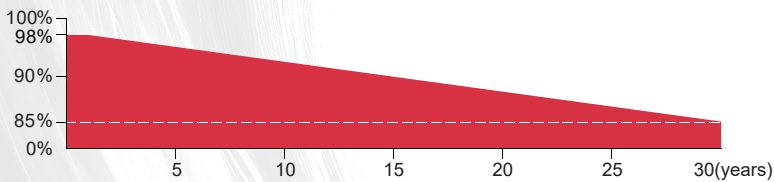



550W MBB Bifacial Double Glass Mono PERC Half-cell Module G12-110GA 530~550W



More Energy's linear performance warranty

12 Years
Material & Craft
Quality
assurance

30 Years
Power
guarantee



- ▲ Higher output power
- ▲ Module efficiency up to 21.0%
- ▲ Lower temperature coefficient
- ▲ Up to 30% additional power gain from back side depending on albedo



- ▲ ISO9001:2015 Quality Management system
- ▲ ISO14001:2015 Environmental Management System
- ▲ ISO45001:2018 Occupational Health and Safety Management System



- ▲ Lower LCOE (Levelized Cost Of Energy)
- ▲ High Power output lead to lower BOS cost



Excellent Potential Induced Degradation Resistance



- ▲ Salt Mist Corrosion Protect
- ▲ Ammonia Resistance



Excellent Wind Load 2400Pa & Snow Load 5400Pa Under Certain Installation Method

Hotline&WhatsApp: + 49 15 225 20 30 30

Web: www.more-energy.net E-Mail: info@more-energy.net

Add: Fürtherstr. 38, 90429 Nürnberg, Germany



ME530~550G12-110GA

Electrical Characteristics(STC*)

Power Output(Wp)	530	535	540	545	550
Max Power Tolerance(W)	0-5	0-5	0-5	0-5	0-5
Module Efficiency(%)	20.3	20.5	20.7	20.9	21.0
Voltage Mpp-Vmpp(V)	30.94	31.14	31.36	31.56	31.74
Current Mpp-Impp(A)	17.13	17.18	17.22	17.27	17.33
Voltage Open Circuit-Voc(V)	38.07	38.27	38.47	38.71	38.93
Short Circuit Current-Isc(A)	18.18	18.23	18.29	18.34	18.39

*STC:Irradiance 1000 W/m²,Environment Temperature 25°C,Air Mass AM1.5

Electrical Characteristics With 10% Rear Side Power Gain

Power Output(Wp)	583	589	594	600	605
Voltage Mpp-Vmpp(V)	30.94	31.14	31.36	31.56	31.74
Current Mpp-Impp(A)	18.84	18.90	18.94	19.00	19.06
Voltage Open Circuit-Voc(V)	38.07	38.27	38.47	38.71	38.93
Short Circuit Current-Isc(A)	20.00	20.05	20.12	20.17	20.23

*Rear side power gain:The additional gain from the rear side compared to the power of the front side at the standard test condition.
It depends on mounting (structure,height,tilt angle etc.)and albedo of the ground

Electrical Characteristics(NMOT*)

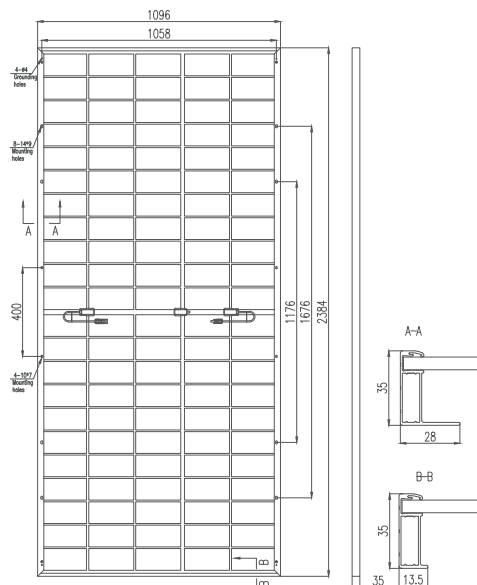
Power Output(Wp)	407.16	411.01	414.85	418.69	422.53
Voltage Mpp-Vmpp(V)	28.20	28.38	28.58	28.76	28.93
Current Mpp-Impp(A)	14.44	14.48	14.51	14.56	14.61
Voltage Open Circuit-Voc(V)	35.15	35.33	35.52	35.74	35.94
Short Circuit Current-Isc(A)	15.46	15.50	15.55	15.59	15.64

*NMOT:Irradiance 800 W/m²,Environment Temperature 20°C,Air Mass AM1.5

Mechanical Data

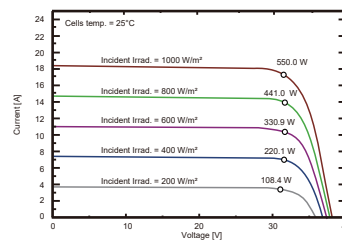
Dimension Of Module	2384*1096*35mm
Weight(kg)	32.5
Front/Back Glass	2.0mm heat strengthened glass
Cables	4mm ² /300mm or Customized Length
Junction Box	IP68,3 Bypass-Diode
Connector	MC4 compatible

Module Back View

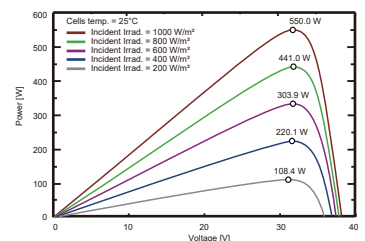


*400mm mounting holes are only suitable for 6005-T6 aluminum frame

I-V Curves(550W)



P-V Curves(550W)



Mechanical Data

Loading Capacity	620 pcs/40'HQ
------------------	---------------

Working Conditions

Max System Voltage(VDC)	1500V
Max Series Fuse Rating	35A
Maximum Load Capacity	Snow 5400Pa/Wind 2400Pa
Operating Temperature	-40 C ~+85 C
Safety Class	II
Power Bifaciality	70±5%

Working Conditions

Temperature Coefficients of Isc(%/C)	0.026
Temperature Coefficients of Voc(%/C)	-0.272
Temperature Coefficients of Pmpp(%/C)	-0.353
NMOT	45±2 C