



CG P60
255-275W

CG P72
315-335W

MULTICRYSTALLINE SOLAR MODULE
TIME TESTED, COST EFFECTIVE
LEGACY MODULE SERIES


72 / 60 Cells





CONTENDRE
YIELD SECURITY


- ANTI PID TECHNOLOGY (APT)
- HOT-SPOT PROTECT (HSP)
- TRACEABLE QUALITY (TRA.Q)
- ANTILID TECHNOLOGY (ALT)





- 


5 BUSBAR SOLAR CELL
Advanced 5 busbar Cell technology for higher efficiency and better aesthetics
- 

COST EFFECTIVE
Offering high value at low cost, makes it one of the popular choices of installers and customers
- 

LOWER BOS COSTS
Designed for high voltage systems of upto 1500 VDC, saving balance of system costs
- 

ALL-WEATHER TECHNOLOGY
Optimal yields, whatever the weather with excellent low-light and temperature behavior
- 


ENDURING HIGH PERFORMANCE
Long-term yield security with Anti LID and Anti PID Technology, Hot-Spot Protect and Traceable Quality
- 


LOAD CAPACITY ENHANCEMENT
High durability raw materials helps to withstand high snow (5400 Pa) and wind loads (2400 Pa)
- 

A RELIABLE INVESTMENT
10 years product warranty and 25 years linear power output warranty makes it a reliable investment


Contendre (CGPL) is one of the world's leading solar solution experts. We are specialised in high efficiency solar module manufacturing, distribution and research. To utilise our production and technology advantage, we provide our customers with comprehensive solutions for the whole life cycle of solar project.

THE IDEAL SOLUTION FOR:

 Rooftop arrays on small residential, commercial and industrial buildings

 Ground-mounted solar power plants

We use Raw Materials certified by:




IEC, BIS, MNRE certifications for Solar Modules under process.

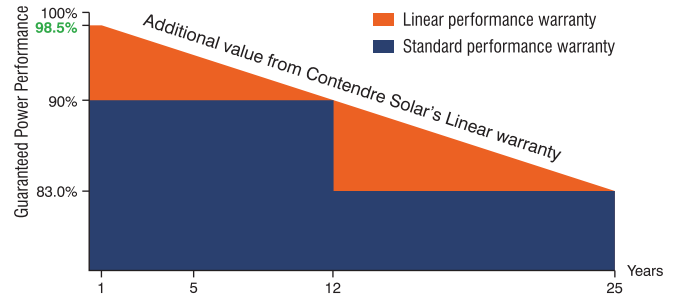
Note: Specifications subject to technical changes and tests. Contendre reserves the right of final interpretation.



MECHANICAL SPECIFICATION

Poly C-Si Cell	6 x 10 (60)	6 x 12 (72)
Format	1650 x 990 x 40 mm (including Frame)	1968 x 990 x 40 mm (including Frame)
Weight	20 kg	24 kg
Front Cover	3.2 mm tempered glass with anti reflection technology	
Back Cover	Floro Polymer based Backsheet	
Frame	More than 15 micron Anodized Aluminium	
Junction Box	TUV & UL approved, IP 67 / IP 68 rated 4 terminal Junction box with 3 bypass diodes	
Cable	1200mm Long, 4mm ² cables	
Connector	MC4 compatible connectors	

PERFORMANCE WARRANTY



ELECTRICAL PARAMETERS

P-SERIES	60 Cells						72 Cells			
	255	260	265	270	275	315	320	325	330	335
MINIMUM PERFORMANCE AT STANDARD TEST CONDITIONS, STC (POWER TOLERANCE +5W/-0W)										
Power at MPP	P_{VPP} [W]	255	260	265	270	275	320	325	330	335
Short Circuit Current	I_{SC} [A]	8.80	8.85	8.90	8.96	9.05	8.94	8.99	9.05	9.14
Open Circuit Voltage	V_{OC} [V]	37.56	37.74	37.86	38.01	38.28	45.65	45.79	45.94	46.15
Current at MPP	I_{MPP} [A]	8.31	8.36	8.42	8.50	8.58	8.46	8.50	8.57	8.72
Voltage at MPP	V_{VPP} [V]	30.71	31.12	31.49	31.77	32.08	37.24	37.65	37.92	38.42
Efficiency	η [%]	15.71	16.01	16.32	16.32	16.94	16.09	16.35	16.61	17.12
Fill Factor		77.21	77.89	78.69	79.29	79.45	77.20	77.74	78.16	79.42

Electrical values measured at STC: 25 °C, 1.5AM, 1000 W/m²

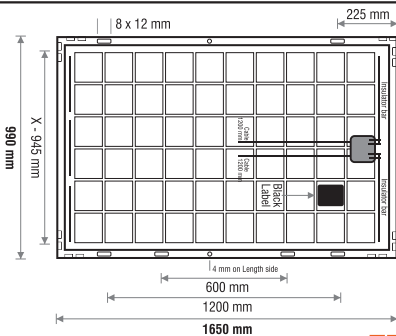
MINIMUM PERFORMANCE AT NORMAL OPERATING CONDITIONS, NOCT

Power at MPP	P_{VPP} [W]	185.14	189.29	193.49	197.70	202.15	234.13	238.33	242.62	247.17	251.40
Short Circuit Current	I_{SC} [A]	7.17	7.22	7.27	7.33	7.42	7.31	7.36	7.42	7.46	7.51
Open Circuit Voltage	V_{OC} [V]	34.32	34.50	34.62	34.77	35.04	42.41	42.55	42.70	42.85	42.91
Current at MPP	I_{MPP} [A]	6.72	6.77	6.83	6.91	6.99	6.87	6.91	6.98	7.06	7.13
Voltage at MPP	V_{VPP} [V]	27.55	27.96	28.33	28.61	28.92	34.08	34.49	34.76	35.01	35.26

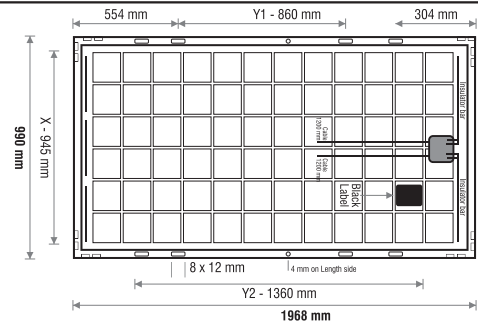
Measurement tolerance, AM 1.5G, NOCT (Wp) at 45 ± 2 °C @800 W/m²

CONTENDRE MODULE DIMENSION DIAGRAM

60 cells



72 cells



TEMPERATURE COEFFICIENTS

Temperature Coefficient of I_{SC}	a	[%/C]	+0.0451	Temperature Coefficient of V_{OC}	b	[%/C]	-0.3045
Temperature Coefficient of P_{MPP}	y	[%/C]	-0.3614	Normal Module Operating Temperature	NMCT	[°C]	45 ± 2 °C

PROPERTIES FOR SYSTEM DESIGN

Maximum System Voltage V_{SYS}	[v]	1500 (IEC)	Safety Class	II
Maximum Series Fuse Rating	[A DC]	20	Fire Rating	C
Max. Design Load, Push / Pull	[lbs / ft ²]	2400 Pa	Temperature Degree Celsius	-40°C up to +85°C
Max. Test Load, Push / Pull	[lbs / ft ²]	5400 Pa		

QUALIFICATION AND CERTIFICATES

UL 1703, CE-compliant.
IEC 61215:2016, IEC 61730:2016, Application Class II



All certifications under process.

PACKAGING DETAILS

	60 Cells	72 Cells
Number of Modules per Pallet	28	25
Number of Pallets per 53' Troller	30	24
Number of Pallets per 40' HC-Container	28	22
1-Pallet Dimensions (L x W x H)	1665 x 1040 x 1190 mm	1980 x 1040 x 1190 mm
1-Pallet Weight	600.00 kg	705.00 kg

Note: Installation instructions must be followed. See the installation and operating manual or contact our technical service department for further information on approved installation and use of this product.

Specifications subject to technical changes. ©CONTENDRE

CONTENDRE GREENERGY PVT. LTD.

102, 1st Floor, Vikas Paradise, LBS Marg, Mulund (West), Mumbai - 400080, India.

TEL: +91-8928731268 EMAIL: info@contendresolar.com WEB: www.contendresolar.com

Made in India

