


# CST-M10/66H



# 132 HALF-CELL MONOFACIAL MODULE 490-510W

## MORE POWER

- Up to 510W front power and 21.7% module efficiency with half-cut and MBB (Multi Busbar) technology bringing more BOS savings
  - Lower resistance of half-cut and good reflection effect of MBB ensure high power
- Better light trapping and current collection to improve module power output and reliability.
- Optimized electrical design and lower operating current for reduced hot spot loss and better temperature coefficient.

## MORE RELIABLE

- Minimizes micro-crack impacts
- Ensured PID resistance through cell process and module material control
- Durability against extreme environmental conditions
  - Resistant to salt, acid and ammonia
- Enhanced Mechanical Load\*  
Certified to withstand: wind load (2400 Pascal) and snow load (5400 Pascal).

\* Please refer to Consort Solar Standard Module Installation Manual for details.

**21.7%**

MAX MODULE  
EFFICIENCY

**0~+5W**

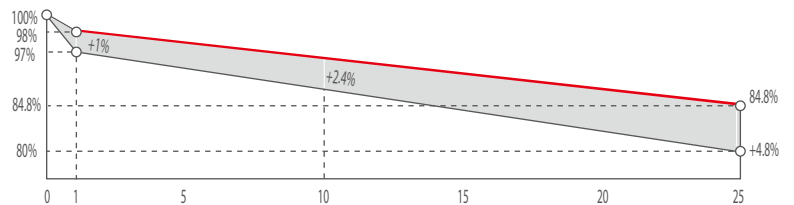
POSITIVE POWER  
TOLERANCE

### System and product certification

- IEC61215 / IEC61730 / IEC61701 / IEC62716
- ISO9001: Quality Management System
- ISO14001: Environment Management System
- OHSAS18001: Occupational Health and Safety System



### Industry-leading Warranty \*\*



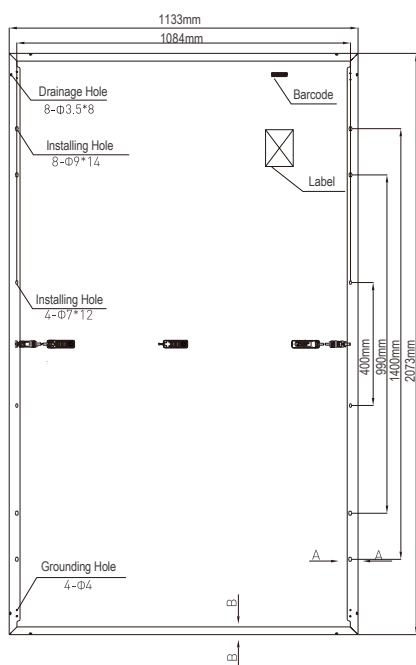
◆ First year power degradation: 2%

◆ Annual degradation: 0.55%

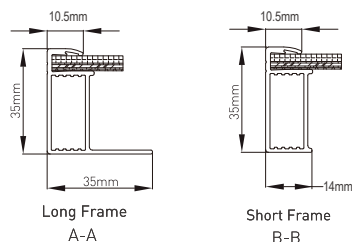
◆ Product warranty: 12 years

◆ linear warranty: 25 years

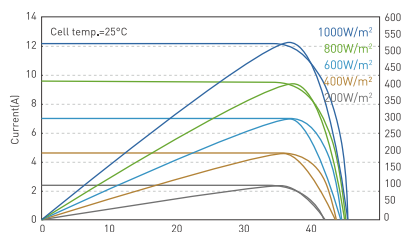
### ENGINEERING DRAWING (mm)



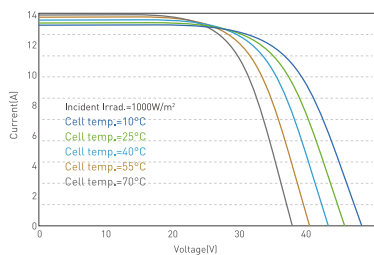
### FRAME CROSS SECTION (mm)



### I-V/P-V CURVE AT DIFFERENT IRRADIATION (510W)



### I-V CURVE AT DIFFERENT TEMPERATURE (510W)



### Electrical Characteristics(STC)

PV module model	CST-M10/66H 490	CST-M10/66H 495	CST-M10/66H 500	CST-M10/66H 505	CST-M10/66H 510
Maximum Power - Pmax(W)	490	495	500	505	510
Open Circuit Voltage - Voc(V)	45.39	45.61	45.82	46.13	46.34
Short Circuit Current - Isc(A)	13.6	13.63	13.66	13.72	13.74
Voltage at Pmax-Vmp(V)	38.25	38.55	38.85	39.09	39.38
Current at Pmax-Imp(A)	12.81	12.84	12.87	12.92	12.95
Module Efficiency-ηm(%)	20.8	21.1	21.3	21.5	21.7
Power Output Tolerance(W)	0~+5				

STC: Irradiance 1000 W/m<sup>2</sup>, Module Temperature 25°C, Air Mass AM1.5

### Electrical Characteristics(NMOT)

Maximum Power - Pmax(W)	370.8	374.6	378.4	382.2	386.0
Open Circuit Voltage - Voc(V)	42.85	43.06	43.26	43.55	43.75
Short Circuit Current - Isc(A)	10.89	10.91	10.94	10.99	11.00
Voltage at Pmax-Vmp(V)	35.48	35.76	36.03	36.26	36.52
Current at Pmax-Imp(A)	10.45	10.48	10.50	10.54	10.57

NMOT: Irradiance 800 W/m<sup>2</sup>, Ambient Temperature 20°C, Wind Speed 1m/s

### Temperature Characteristics

Pmax Temperature Coefficient	-0.36%/ °C
Voc Temperature Coefficient	-0.28%/ °C
Isc Temperature Coefficient	+0.05%/ °C
Operating Temperature	-40~+85 °C
Nominal Module Operating Temperature (NMOT)	43±2 °C

### Mechanical Specifications

External Dimensions	2073x1133x35mm
Weight	25.1kg
Solar Cells	182mm monocrystalline 132(6x22)pcs
Front Glass	High transparency solar glass 3.2mm
Frame	Black/Silver, Anodized aluminum alloy
Junction Box	IP68 rated
Output Cables	length can be customized/4.0mm <sup>2</sup> , cable length:280mm(+)/280mm(-)
Connector	MC4 Compatible
Wind/Snow Load	2400Pa/5400Pa
Maximum System Voltage	1500V DC
Max Series Fuse Rating	25A

### Packing Configuration

Modules per pallet	31 pieces
Modules per 40' container	682 pieces