

Harvest the Sunshine

Mono

350W MBB Bifacial Mono PERC Half-cell Double Glass Module JAM60D10 330-350/MB Series

Introduction

Assembled with MBB bifacial PERCIUM cells and half-cell configuration, these double glass modules have the capability of converting the incident light from the rear side together with the front side into electricity, providing higher output power, lower temperature coefficient, less shading loss, as well as enhanced tolerance for mechanical loading.



Higher output power



More reliable, more stable power generation



Less shading effect

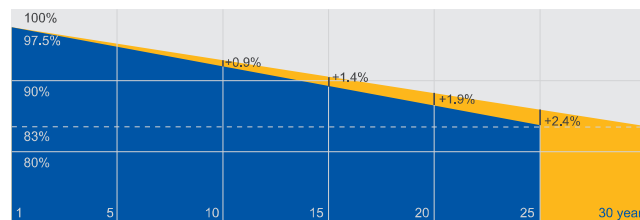


Lower temperature coefficient

Superior Warranty

- 12-year product warranty
- 30-year linear power output warranty

0.5% Annual Degradation Over 30 years



■ Additional Value From 30-Year Warranty ■ JA Standard

Comprehensive Certificates

- IEC 61215, IEC 61730
- ISO 9001: 2015 Quality management systems
- ISO 14001: 2015 Environmental management systems
- OHSAS 18001: 2007 Occupational health and safety management systems
- IEC TS 62941: 2016 Terrestrial photovoltaic (PV) modules – Guidelines for increased confidence in PV module design qualification and type approval



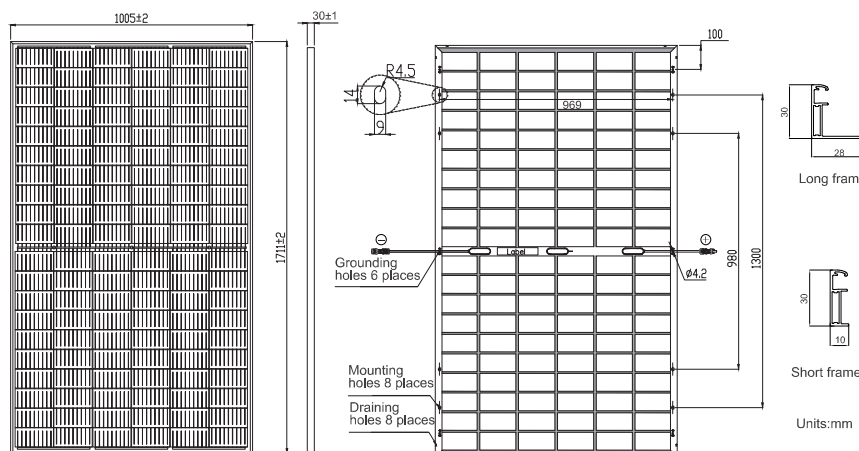
JA SOLAR

www.jasolar.com

Specifications subject to technical changes and tests.
JA Solar reserves the right of final interpretation.



MECHANICAL DIAGRAMS



Remark: customized frame color and cable length available upon request

SPECIFICATIONS

Cell	Mono
Weight	22.0kg±3%
Dimensions	1711±2mm×1005±2mm×30±1mm
Cable Cross Section Size	4mm²
No. of cells	120(6×20)
Junction Box	IP68, 3 diodes
Connector	QC 4.10-35
Cable Length (Including Connector)	Portrait:300mm(+)/400mm(-); Landscape:1000mm(+)/1000mm(-)
Packaging Configuration	34 Per Pallet
Front Glass/Back Glass	2.0mm/2.0mm

ELECTRICAL PARAMETERS AT STC

TYPE	JAM60D10 -330/MB	JAM60D10 -335/MB	JAM60D10 -340/MB	JAM60D10 -345/MB	JAM60D10 -350/MB
Rated Maximum Power(Pmax) [W]	330	335	340	345	350
Open Circuit Voltage(Voc) [V]	41.10	41.38	41.65	41.92	42.20
Maximum Power Voltage(Vmp) [V]	34.82	35.08	35.35	35.57	35.79
Short Circuit Current(Isc) [A]	10.10	10.17	10.25	10.33	10.40
Maximum Power Current(Imp) [A]	9.48	9.55	9.62	9.70	9.78
Module Efficiency [%]	19,2	19,5	19,8	20,1	20,4
Power Tolerance	0~+5W				
Temperature Coefficient of Isc(α _{Isc})	+0.044%/°C				
Temperature Coefficient of Voc(β _{Voc})	-0.272%/°C				
Temperature Coefficient of Pmax(γ _{Pmp})	-0.354%/°C				
STC	Irradiance 1000W/m², cell temperature 25°C, AM1.5G				

Remark: Electrical data in this catalog do not refer to a single module and they are not part of the offer.They only serve for comparison among different module types.
*Bifaciality=Pmax,rear/Rated Pmax,front

ELECTRICAL CHARACTERISTICS WITH DIFFERENT REAR SIDE POWER GAIN(REFERENCE TO 340W FRONT)

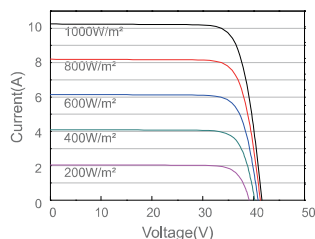
Backside Power Gain	5%	10%	15%	20%	25%
Rated Max Power(Pmax) [W]	357	374	391	408	425
Open Circuit Voltage(Voc) [V]	41.65	41.65	41.65	41.75	41.75
Max Power Voltage(Vmp) [V]	35.35	35.35	35.35	35.45	35.45
Short Circuit Current(Isc) [A]	10.76	11.28	11.79	12.30	12.81
Max Power Current(Imp) [A]	10.10	10.58	11.06	11.51	11.99

OPERATING CONDITIONS

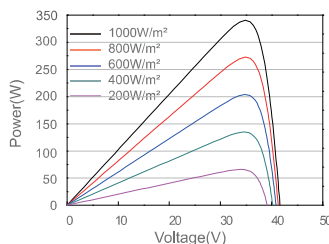
Maximum System Voltage	1500V DC(IEC)
Operating Temperature	-40°C~+85°C
Maximum Series Fuse	20A
Maximum Static Load,Front Maximum Static Load,Back	5400Pa 2400Pa
NOCT	45±2°C
Bifaciality*	70%±10%

CHARACTERISTICS

Current-Voltage Curve JAM60D10-340/MB



Power-Voltage Curve JAM60D10-340/MB



Current-Voltage Curve JAM60D10-340/MB

