







355w~370w

M6 solar modules **Jellyfish series**

Mono MBB perc large size half cut
bifacial module

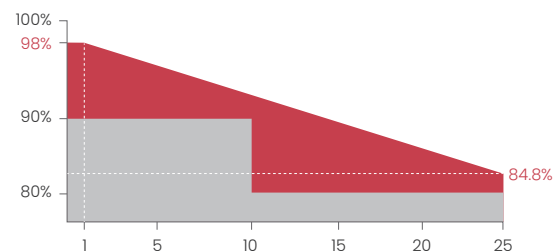
The product adopts MBB high efficiency PERC cell combined with half cut. It can cope with the rising efficiency and diversification demand of residential roofs, industrial and commercial roofs, and large ground power stations.

MODULE CHARACTER

-  PID Resistance
-  Salt mist resistance/Ammonia resistance /dust and hail resistance
-  Production process reliability test
-  0~+5W Positive Tolerance
-  Mono MBB half cut
-  Reduce BOS cost increase ROI
-  Double-sided electricity generation

CERTIFICATION

IEC61215/IEC61730
ISO9001:Quality Management System
ISO14001:Environmental Management System
ISO45001:Occupational Health and Safety Management System



Linear performance warranty



Product warranty

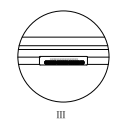
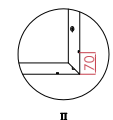
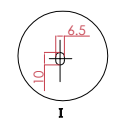
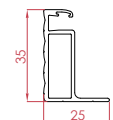
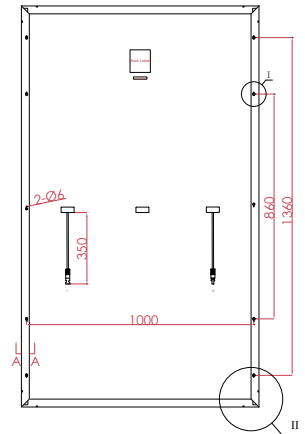
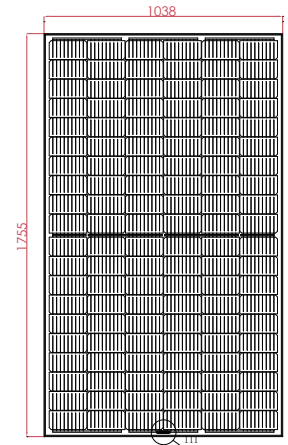


SR-M660HLPB 355w-370w Jellyfish Series



ENGINEERING DRAWINGS

Module Type	SR-M660355HLPB		SR-M660360HLPB		SR-M660365HLPB		SR-M660370HLPB	
Module Efficiency (%)	19.49		19.77		20.04		20.32	
Tolerance (W)	0~+5		0~+5		0~+5		0~+5	
Test Environment	STC	NOCT	STC	NOCT	STC	NOCT	STC	NOCT
Maximum Power Pmax(W)	355	262.89	360	266.6	365	270.3	370	274
Open Circuit Voltage Voc(V)	40.75	37.99	40.99	38.22	41.24	38.45	41.48	38.68
Short Circuit Current Isc(A)	11.13	8.94	11.22	9.01	11.31	9.09	11.39	9.16
Maximum Power Voltage Vm(V)	33.48	30.96	33.68	31.14	33.88	31.33	34.08	31.51
Maximum Power Current Im(A)	10.61	8.49	10.69	8.56	10.78	8.63	10.86	8.69
Cell Type (mm)	166×83(9BB Mono-Crystalline Silicon)							
Number of Cells (Pcs)	120(6×20)							
Maximum System Voltage (V)	DC1500							
Temp.Coeff.of Voc (%/°C)	-0.285							
Temp.Coeff.of Isc (%/°C)	0.055							
Temp.Coeff.of Pm (%/°C)	-0.365							
Operating Temperature(°C)	-40 to 85							
Nominal Operating Cell Temperature(NOCT) (°C)	45±2							
Max.Series Fuse (A)	20							
Pressure Bearing (Pa)	5400							
Wind Bearing (Pa)	2400							



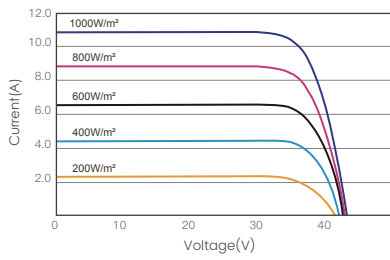
STC: Irradiance 1000W/m², Cell temperature 25°C, AM1.5
 NOCT: Irradiance 800W/m², Ambient temperature 20°C, Wind speed 1m/s

Different backside power gains(365W)	10%	15%	20%	25%
Peak Power Pmax(W)	401.5	419.75	438	456.25
Open Circuit Voltage Voc(V)	40.28	40.3	40.31	40.32
Short Circuit Current Isc(A)	12.59	13.15	13.73	14.29
Maximum Power Voltage Vm(V)	33.88	33.89	33.9	33.91
Maximum Power Current Im(A)	11.86	12.39	12.93	13.46

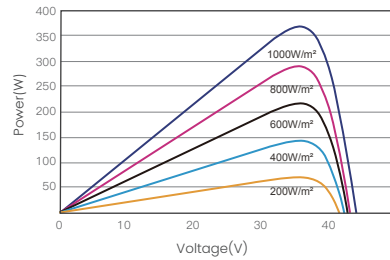
MATERIAL DETAILS			
Frame	Anodized aluminum	Glass	3.2mm low-iron tempered suede glass
Cell	6×20pcs 166x83mm mono solar cell	Junction Box	Ip≥68, TÜV&UL
Cable&Connector	4mm ² , EVO2 or EVO2 compatible	Net length of Cable	350mm or as customer's requirements

PACKING DETAILS			
Dimension	1755×1038×35mm	Weight	20kg
Loading Capacity	360 pcs / 20'GP 858 pcs/40'HC	Packing	31pcs/pallet

IV CURVES



I-V CURVES OF PV MODULE(365W)



P-V CURVES OF PV MODULE(365W)