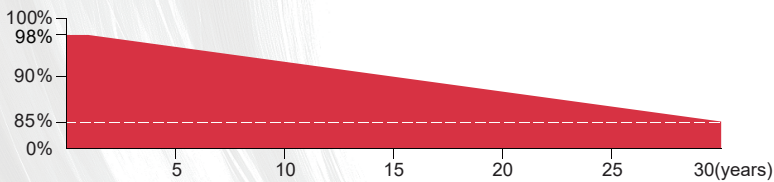



## 665W MBB Bifacial Double Glass Mono PERC Half-cell Module G12-132GA 645~665W



More Energy's linear performance warranty

**12** Years  
Material & Craft  
Quality  
assurance

**30** Years  
Power  
guarantee



- ▲ Higher output power
- ▲ Module efficiency up to 21.4%
- ▲ Lower temperature coefficient
- ▲ Up to 30% additional power gain from back side depending on albedo



- ▲ ISO9001:2015 Quality Management system
- ▲ ISO14001:2015 Environmental Management System
- ▲ ISO45001:2018 Occupational Health and Safety Management System



- ▲ Lower LCOE (Levelized Cost Of Energy)
- ▲ High Power output lead to lower BOS cost



Excellent Potential Induced Degradation Resistance



- ▲ Salt Mist Corrosion Protect
- ▲ Ammonia Resistance



Excellent Wind Load 2400Pa & Snow Load 5400Pa Under Certain Installation Method

Hotline&WhatsApp: + 49 15 225 20 30 30

Web: [www.more-energy.net](http://www.more-energy.net) E-Mail: [info@more-energy.net](mailto:info@more-energy.net)

Add: Fürtherstr. 38, 90429 Nürnberg, Germany



# ME645~665G12-132GA

## Electrical Characteristics(STC\*)

Power Output(Wp)	645	650	655	660	665
Max Power Tolerance(W)	0-5	0-5	0-5	0-5	0-5
Module Efficiency(%)	20.8	20.9	21.1	21.2	21.4
Voltage Mpp-Vmpp(V)	37.52	37.72	37.91	38.08	38.28
Current Mpp-Impp(A)	17.19	17.23	17.28	17.33	17.37
Voltage Open Circuit-Voc(V)	45.50	45.68	45.87	46.03	46.24
Short Circuit Current-Isc(A)	18.58	18.63	18.68	18.73	18.78

\*STC:Irradiance 1000 W/m<sup>2</sup>,Environment Temperature 25°C,Air Mass AM1.5

## Electrical Characteristics With 10% Rear Side Power Gain

Power Output(Wp)	710	715	721	726	732
Voltage Mpp-Vmpp(V)	37.52	37.72	37.91	38.08	38.28
Current Mpp-Impp(A)	18.91	18.95	19.01	19.06	19.11
Voltage Open Circuit-Voc(V)	45.50	45.68	45.87	46.03	46.24
Short Circuit Current-Isc(A)	20.44	20.49	20.55	20.60	20.66

\*Rear side power gain:The additional gain from the rear side compared to the power of the front side at the standard test condition.  
It depends on mounting (structure,height,tilt angle etc.)and albedo of the ground

## Electrical Characteristics(NMOT\*)

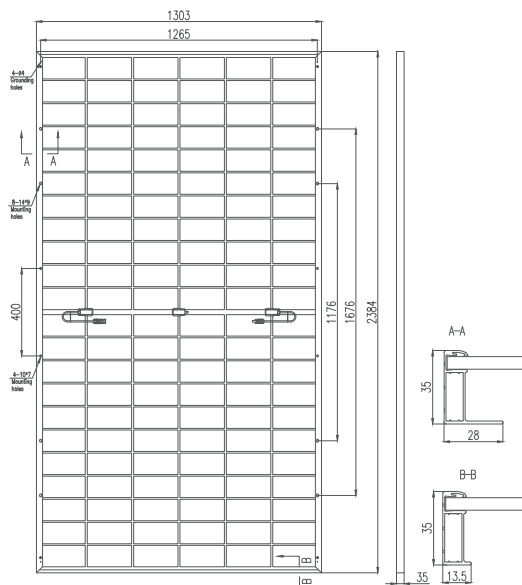
Power Output(Wp)	495.51	499.35	503.19	507.03	510.88
Voltage Mpp-Vmpp(V)	34.20	34.39	34.55	34.71	34.90
Current Mpp-Impp(A)	14.49	14.52	14.56	14.61	14.64
Voltage Open Circuit-Voc(V)	42.01	42.18	42.35	42.50	42.69
Short Circuit Current-Isc(A)	15.80	15.84	15.88	15.92	15.97

\*NMOT:Irradiance 800 W/m<sup>2</sup>,Environment Temperature 20°C,Air Mass AM1.5

## Mechanical Data

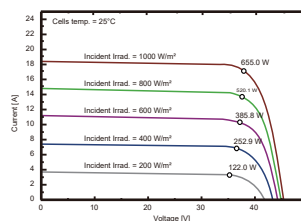
Dimension Of Module	2384*1303*35mm
Weight(kg)	38
Front/Back Glass	2.0mm heat strengthened glass
Cables	4mm <sup>2</sup> /300mm or Customized Length
Junction Box	IP68,3 Bypass-Diode
Connector	MC4 compatible

## Module Back View

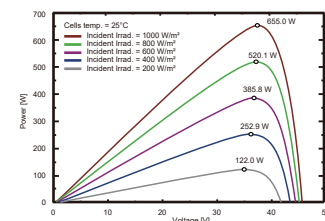


\*400mm mounting holes are only suitable for 6005-T6 aluminum frame

## I-V Curves(655W)



## P-V Curves(655W)



## Mechanical Data

Loading Capacity	558 pcs/40'HQ
------------------	---------------

## Working Conditions

Max System Voltage(VDC)	1500V
Max Series Fuse Rating	35A
Maximum Load Capacity	Snow 5400Pa/Wind 2400Pa
Operating Temperature	-40°C ~ +85°C
Safety Class	II
Power Bifaciality	70±5%

## Working Conditions

Temperature Coefficients of Isc(%/°C)	0.026
Temperature Coefficients of Voc(%/°C)	-0.272
Temperature Coefficients of Pmp(%/°C)	-0.353
NMOT	45±2°C