


DM-250S2

250W Mono Solar Module

DATA SHEET

Key Features

- Module contains 60 series connected 156 × 156 mm mono-crystalline silicon solar cells with 17.8% efficiency
- Designed to accommodate residential or commercial grid connected application
- Power tolerance of -0/+3% guaranteed no power below nameplate
- PTC Rating: 224.3W
- Advanced processing technology and automated production facilities with high quality standards
- 45mm thick aluminum anodized frame in black finish
- High transmission, low iron tempered glass ensures 5400pa load
- ISO 9001: 2000 (Quality Management System) certified
- UL 1703, IEC 61215 and TUV certification
- 10-year workmanship, 90% after 12-year and 80% after 25-year power warranty



Electrical Data

Nominal Max Power (Pmax)	250 W
Optimum Operating Voltage (Vmp)	30.6 V
Optimum Operating Current (Imp)	8.17 A
Open Circuit Voltage (Voc)	37.4 V
Short Circuit Current (Isc)	8.95 A
Maximum System Voltage (VDC)	600 V

*STC Conditions (1000W/m²; 1.5 AM and 25°C Cell temperature)

Mechanical Data

	Metric	English
Length	1640 mm	64.57 in
Width	992 mm	39.06 in
Depth	45 mm	1.77 in
Weight	19.6 kg	43.1 lbs



DMSOLAR, LLC
8076 NW 111th Ter
Parkland, FL 33076
Tel: 1-800-422-2088
www.dmsolar.com

DM-250S2

250W Mono Solar Module

DATA SHEET

Temperature Sensitivities For Nominal 250 watt Module:

Temperature Coefficient of Pmax: -0.45% /°C

Temperature Coefficient of Voc : -0.33%/°C

Temperature Coefficient of Isc: 0.042%/°C

Normal Operating Cell Temperature: $46 \pm 2^\circ\text{C}$

Qualification Test Parameters:

Humidity Freeze, Damp Heat: 85%RH, 1000hrs

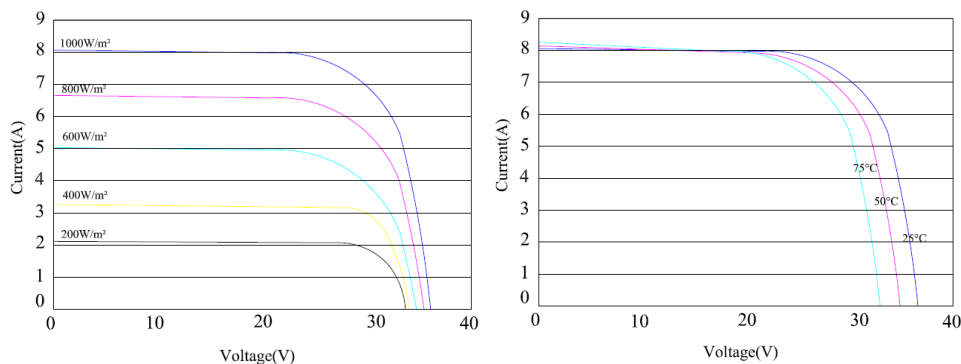
Temperature Cycling: -40°C to +90°C, 200 cycles

Electrical Isolation: 3000 Vdc

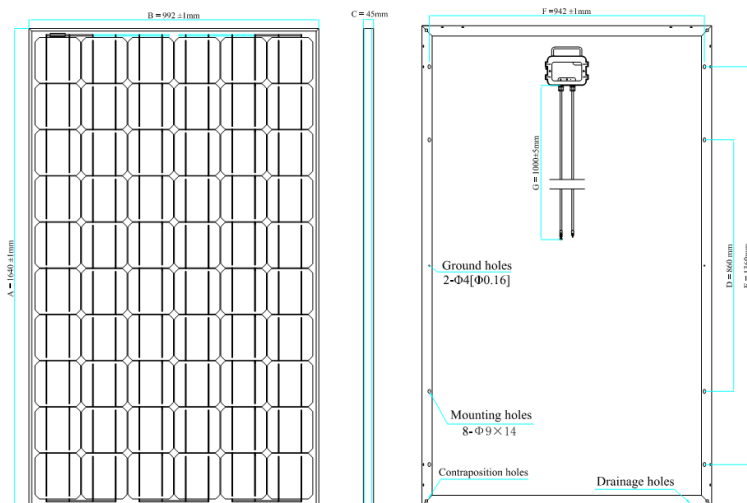
Static Load front and back: 5,400 Pa

Hailstone Impact: 25mm steel ball at 23m/s

I - V Curves (DM-250S2)



Module Diagram



DMSOLAR, LLC

8076 NW 111th Ter

Parkland, FL 33076

Tel: 1-800-422-2088

www.dmsolar.com

