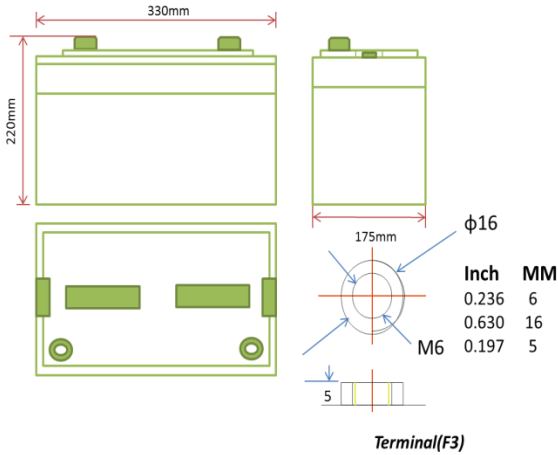


# ECO-FRIENDLY ADVANCE TECHNOLOGY BATTERY



## 12- EFSN -108, 12V 108Ah@20HR

### DIMENSION



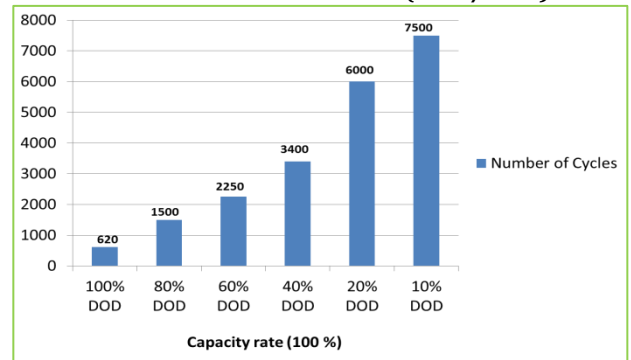
### DISCHARGE CURRENT & END DISCHARGE VOLTAGE

Discharge Current (A)	Final Discharge Voltage (V/Cell)
0.05C or below or intermittent discharge	11.4
0.05C of current close to it	11.1
0.1C of current close to it	10.8
0.2C of current close to it	10.5
0.2C-0.5C	10.2
0.5C-1C	9.6
1C-3C	9.0
>3C	7.8

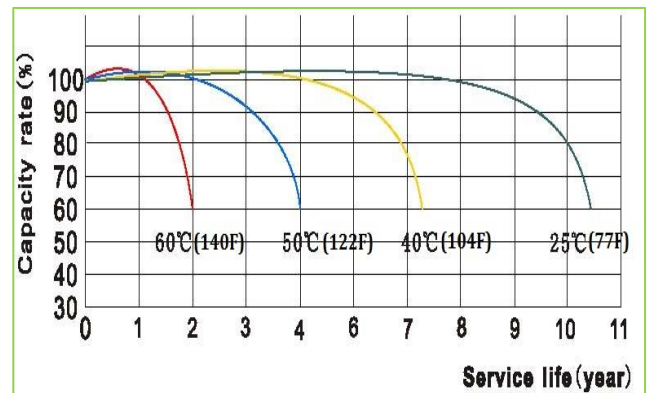
### SPECIFICATIONS

Nominal Voltage	12V	
Rated Capacity (20 hour rate)	108AH	
Dimension	Total Height (with terminals)	220 mm
	Height	216mm
	Length	330mm
	Width	172mm
Weight	Approx.	31.5 Kg (69.36Lbs)
Capacity (77°F/25°C)	10 hour rate (10A)	100AH
	5 hour rate (18A)	90AH
Internal Resistance (77°F/25°C)	Full Charged Battery	6mΩ
Self-Discharge (77°F/25°C)	After 3 months Storage	95%
	After 6 months storage	85%
	After 12 months storage	80%
Max Discharge Current (77°F/25°C)	1000A(5S)	
Terminal	Standard	F3
	Optional	
Charging (Constant Voltage)	Cycle	14.4V-14.7V (77°F/25°C)
	Float	13.5V-13.8V (77°F/25°C)

### CYCLE LIFE GRAPH (25°C/77°F)



### TEMPERATURE & FLOAT SERVICE LIFE



**CONSTANT CURRENT DISCHARGE CHARACTERISTICS UNITS AMPERES (25°C/77°F)**

Time (Mins)

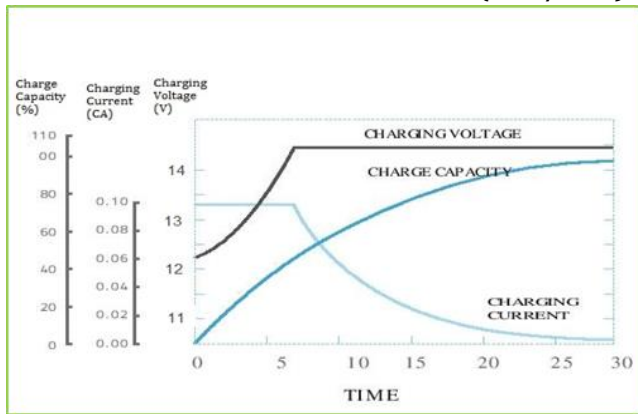
End Voltage per cell ( V )	5	15	30	45	60	120	180	240	300	360	480	600	720	1200	1440
1.60	366.96	194.20	117.34	85.55	68.90	39.48	28.67	22.49	19.18	16.30	12.43	10.35	8.68	5.65	4.62
1.67	341.04	187.84	115.60	84.96	68.78	39.31	28.15	22.37	18.90	16.19	12.41	10.23	8.67	5.64	4.60
1.70	337.56	184.96	114.44	83.81	68.21	38.96	27.98	22.25	18.61	16.01	12.37	10.23	8.64	5.62	4.60
1.75	309.24	179.16	113.30	83.24	67.05	38.21	27.86	21.97	18.44	15.90	12.31	10.12	8.60	5.60	4.59
1.80	277.44	167.60	108.66	80.92	65.32	37.63	27.75	21.91	18.21	15.72	12.25	10.00	8.56	5.40	4.58
1.83	265.20	153.76	106.94	78.04	62.43	37.28	26.65	20.98	17.80	15.14	11.99	9.60	8.21	5.35	4.52
1.85	248.52	149.12	100.00	75.15	60.69	35.78	25.95	20.69	17.34	14.64	11.85	9.48	8.09	5.29	4.48

**DISCHARGE DATA WITH CONSTANT POWER UNITS: WATTS PER CELL (25°C/77°F)**

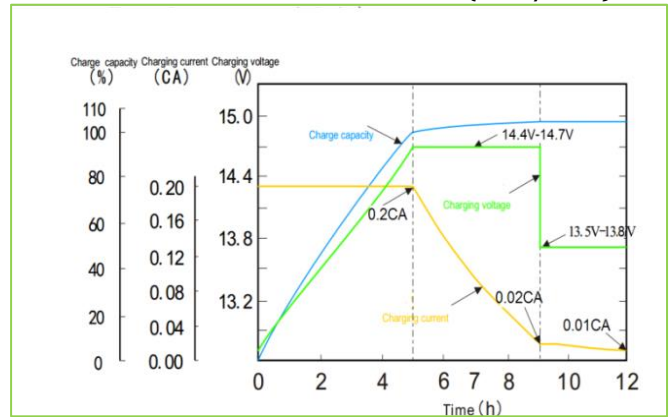
Time (Mins)

End Voltage per cell ( V )	5	15	30	45	60	120	180	240	300	360	480	600	720	1200	1440
1.60	613.20	341.00	219.62	160.09	128.79	74.56	54.50	43.17	36.47	31.33	24.16	20.00	16.82	11.21	9.19
1.67	583.73	335.79	210.74	158.94	128.36	74.56	53.81	43.12	36.47	31.27	24.16	19.94	16.82	11.21	9.19
1.70	580.26	333.48	210.25	158.94	127.72	73.98	53.50	42.96	35.89	31.04	23.99	19.77	16.65	11.15	9.19
1.75	540.38	329.43	209.70	158.94	127.15	73.40	52.93	42.88	35.78	30.81	23.87	19.63	16.65	11.15	9.13
1.80	495.89	312.67	206.33	156.05	126.57	73.40	52.22	42.77	35.54	30.81	23.81	19.54	16.65	10.87	9.13
1.83	478.54	287.24	204.60	151.42	121.37	72.82	51.36	41.32	35.14	29.82	23.81	18.96	16.36	10.75	9.07
1.85	443.29	280.88	190.15	145.65	117.90	71.09	50.57	40.80	34.16	29.24	22.89	18.78	16.07	10.63	9.02

**FLOATING CHARGE CHARACTERISTICS (25°C/77°F)**

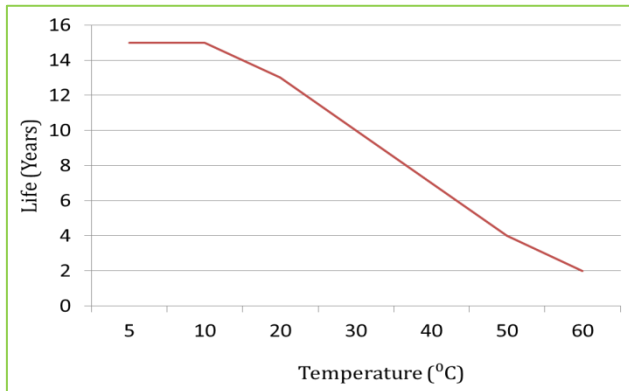


**CYCLE CHARGE CHARACTERISTIC (25°C/77°F)**

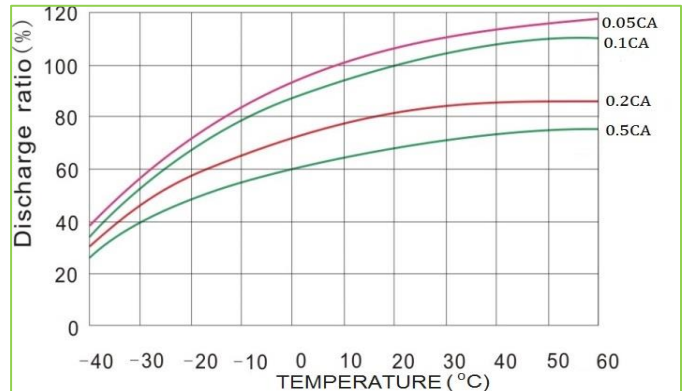


Soneil Chargers Recommended

**FLOAT SERVICE LIFE CURVE GRAPH**



**TEMPERATURE AND DISCHARGE CAPACITY**



“Specifications subject to change without notice “

**Domestic & International Sales:** Tel: +1 905 565 0360 Fax: +1 905 799 6821, Email: [info@soneil.com](mailto:info@soneil.com)

**Corporate Office:** 180 Advance Blvd, Unit 3, Brampton, Ontario, Canada L6T 4J4



[www.soneil.com](http://www.soneil.com)