

HTB12-150

High Temp // Long Life // GEL // Deep Cycle Battery

HTB series uses the newly developed nano gel electrolyte with super-C additive plus heavy duty plates design inside. The HTB series has a long service life and can provide optimum and reliable service under extreme conditions such as high temperature and frequent power failure. This series is highly suited for tropical area in outdoor applications such as Telecom BTS stations and Off-grid PV systems.

Applications

- BTS Stations
- Solar & Wind energy systems
- UPS systems
- Telecom systems
- Wheel chair, Golf Cart

General features

- Able to operate at 40-60°
- DOD 50% 1500 times Cycles
- Integrated design to ensure the best uniformity and reliability
- Long life and high stability under hightemp. environment (no cooling needed)
- Use super-C additives:
- Deep discharge recovery capability

Technical Specifications

Nominal Voltage	12V (6 cells per unit)	
Design Floating Life @25°C	20 Years	
Nominal Capacity @25°C	20 hour rate (7.5A,10.8V)	150Ah
	10 hour rate (13.5A,10.8V)	135Ah
	5 hour rate (23.9A,10.5V)	119.5Ah
Capacity@25°C	1 hour rate (86.6A,9.6V)	86.6Ah
	Full Charged Battery@25°C	≤4.0mΩ
	Discharge	-25°C~60°C
Ambient Temperature	Charge	-25°C~60°C
	Storage	-25°C~60°C
	Max. Discharge Current@25°C	800A (5s)
Capacity affected by Temperature (10hour)	+40°C	108%
	+25°C	100%
	0°C	90%
	-15°C	70%
Self-Discharge@25°C per Month	3%	
Charge (Constant Voltage)@25°C	Standby Use	Initial Charging Current Less than 33.75 A Voltage 13.6-13.8V
	Cycle Use	Initial Charging Current Less than 33.75A Voltage 14.4-14.9V

Battery Discharge Table

Discharge Constant Current per Cell (Amperes at 25°C)

F.V/Time	15min	30min	45min	1h	2h	3h	5h	8h	10h	20h	100h
1.60V	234.3	139.4	99.0	86.6	52.9	37.1	25.2	16.7	14.9	8.10	1.80
1.65V	230.0	136.9	97.2	85.1	51.9	36.5	24.8	16.4	14.6	7.95	1.76
1.70V	225.8	134.4	95.4	83.5	51.0	35.8	24.3	16.1	14.3	7.80	1.73
1.75V	221.5	131.8	93.6	81.9	50.0	35.1	23.9	15.8	14.0	7.65	1.70
1.80V	213.0	126.8	90.0	78.8	48.1	33.8	23.0	15.2	13.5	7.50	1.67

Discharge Constant Power per Cell (Watts at 25°C)

F.V/Time	15min	30min	45min	1h	2h	3h	5h	8h	10h	20h	100h
1.60V	451.0	268.4	190.6	166.8	101.8	71.5	48.6	32.1	28.6	15.6	3.46
1.65V	442.8	263.5	187.1	163.7	99.9	70.2	47.7	31.5	28.1	15.3	3.4
1.70V	434.6	258.6	183.6	160.7	98.1	68.9	46.8	30.9	27.5	15.0	3.33
1.75V	426.4	253.8	180.2	157.7	96.2	67.6	45.9	30.3	27.0	14.7	3.27
1.80V	410.0	244.0	173.2	151.6	92.5	65.0	44.2	29.2	26.0	14.4	3.21

Note: The above data are average values, and can be obtained within 3 charge/discharge cycles. These are not minimum values. Cell and battery designs/specifications are subject to modification without notice. Contact MSolar for the latest information.

12v / 150Ah

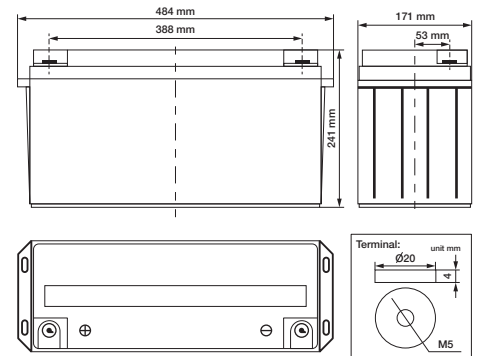
GEL
Technology

Deep Cycle



Complied Standards

- IEC60896-21/22
- JISC8704
- IEC61427
- BS6290part4
- GB/T19638
- CE/ISO



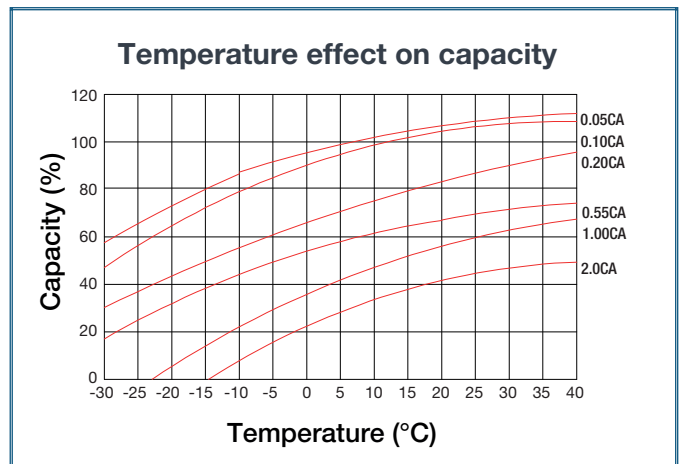
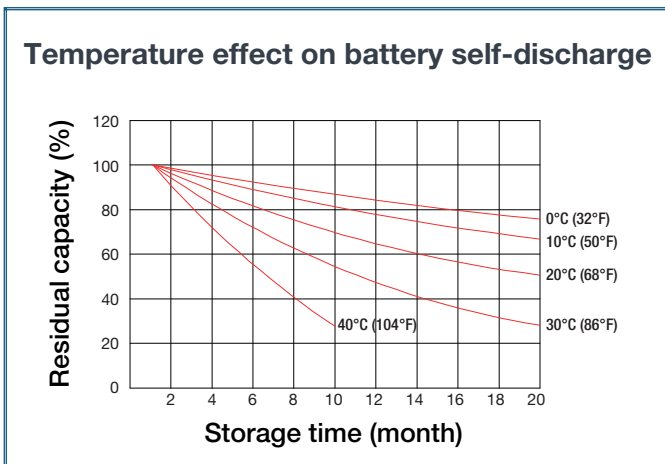
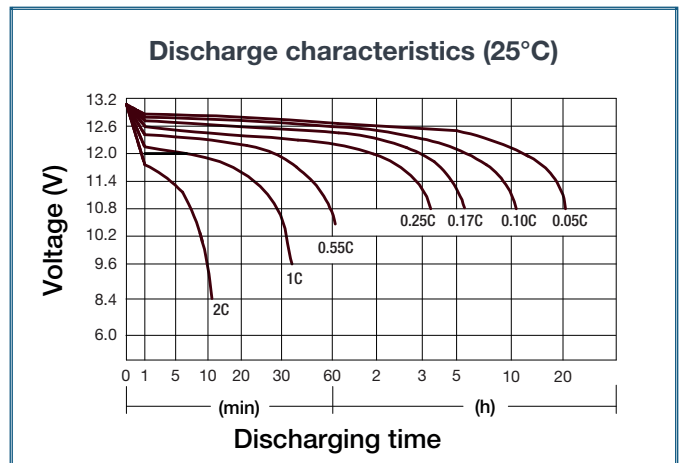
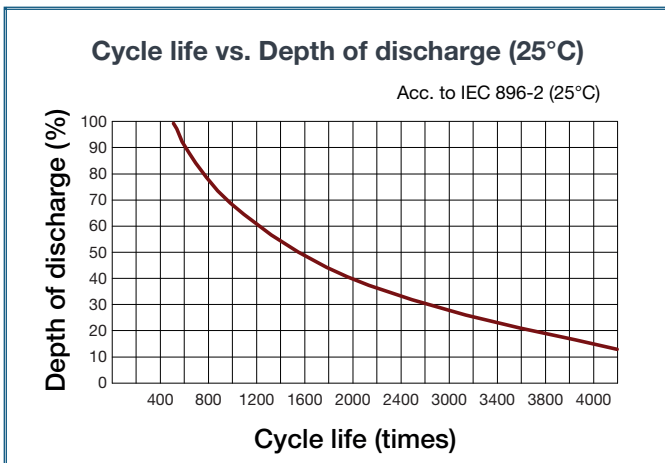
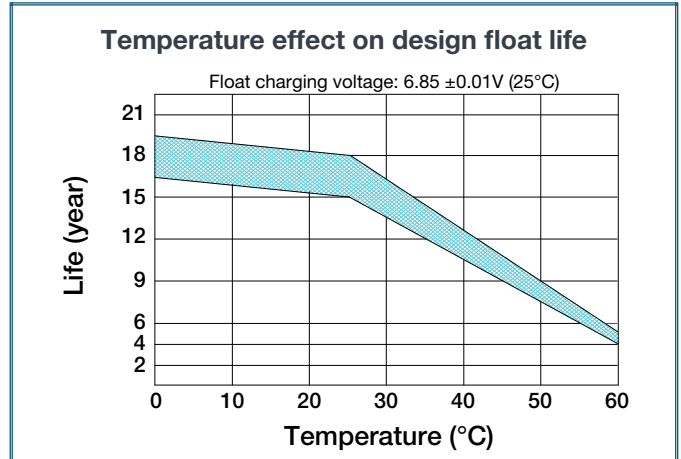
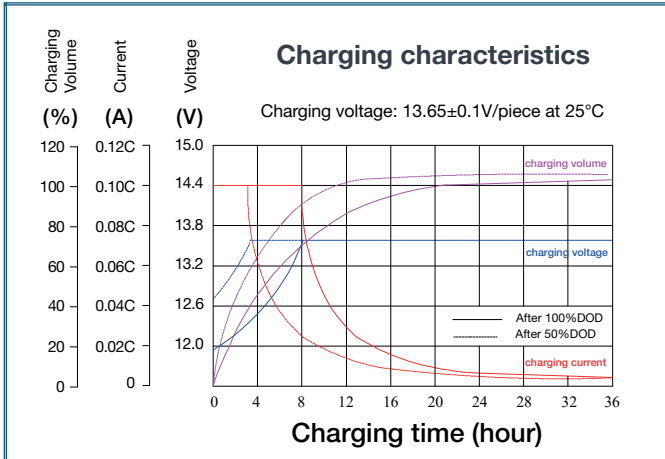
Dimensions & Weight

- Length(mm) 484±1
- Width(mm) 171±1
- Height(mm) 241±1
- Total Height(mm) 241±1
- Weight(kg) 45.7±3%

HTB12-150

High Temp // Long Life // GEL // Deep Cycle Battery

Performance Characteristics



Battery Construction

Component	Positive plate	Negative plate	Container&Cover	Safety valve	Terminal	Separator	Electrolyte	Pillar seal
Features	Thick, high Sn, low Ca grid, with special paste	Balanced Pb-Ca grid for improved recombination efficiency	Fire resistant ABS (UL94-V0 optional)	Flame Si-Rubber and aging resistance	Female Copper Insert M8	Advanced PVC/AGM separator for high pressure cell design	Silicon Gel	Two layers epoxy resin seal