

# Lithium Iron Phosphate (LiFePO4) Battery

## PT12-150 12.8V 150Ah

### Features

- ◆ Using the technology of lithium iron phosphate cell, superior safety, thousands of cycles, 100%DOD, under normal conditions.
- ◆ Built-in automatic protection for over-charge, over discharge, over current and overtemperature.
- ◆ Free of maintenance.
- ◆ Internal cell balancing.
- ◆ Lighter weight: About 40% ~50% of the weight of a comparable lead acid battery.
- ◆ Can be charged using most standard lead-acid charges (set).
- ◆ Wider temperature range:-20℃~60℃.
- ◆ Support for Series application expansion (up to 51.2V) and two in parallels.



### Application

- ◆ UPS
- ◆ Solar & Wind Power System
- ◆ Golf Cart
- ◆ Electric Vehicle , E-bike, E-rickshaw etc.
- ◆ Lighting

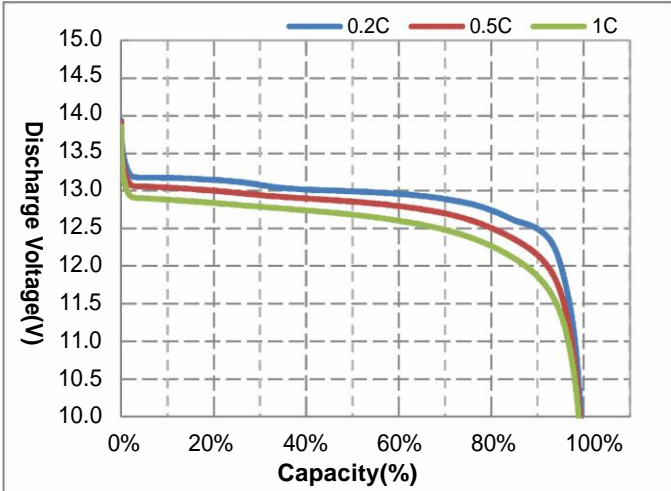
### General Specification

Electrical Characteristics	Nominal Voltage	12.8V
	Nominal Capacity	150Ah@0.2C
	Energy	1920Wh
	Internal Resistance	≤40mΩ
	Cycle Life	2000 Cycles @ 0.2C Charging/Discharging ,Until 70% Capacity
	Self Discharge	≤3.5% per month at 25℃
Standard Charging	Max.Charging Voltage	14.0~14.6V
	Charging Mode	At 0℃~45℃ temperature, charged to 14.6V at a constant current of 0.2C, and then,changed continuously with constant voltage of 14.6V until the current was not more than0.02C
	Charging Current	75A
	Max.Charging Current	100A
Standard Discharging	Discharging Current	75A
	Max. Continuous Current	100A
	Max.Pulse Current	200A(<3S)
	Discharging Cut-off Voltage	10.0
Operating Condition	Charge Temperature	0℃ to 45℃ (32℉ to 113℉) @60±25% Relative Humidity
	Discharge Temperature	-20℃ to 60℃ (-4℉ to 140℉) @60±25% Relative Humidity
	Storage Temperature	0℃ to 45℃ (32℉ to 113℉) @60±25% Relative Humidity
	Water Dust Resistance	IP55
Structure	Cell & Format	IFR32700 N60,4S25P
	Casing	Plastic
	Dimension(L*W*H*TH)	485*170*240*240
	Weight	Approx. 17.5Kg
	Terminal	M8

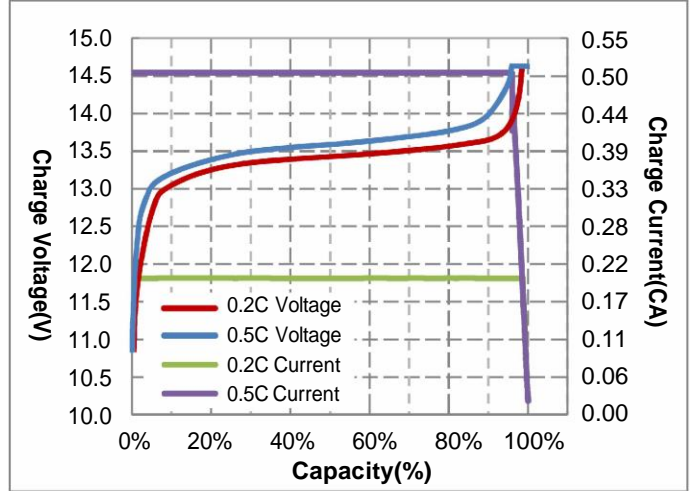
# Lithium Iron Phosphate (LiFePO4) Battery

## PT12-150 12.8V SERIES

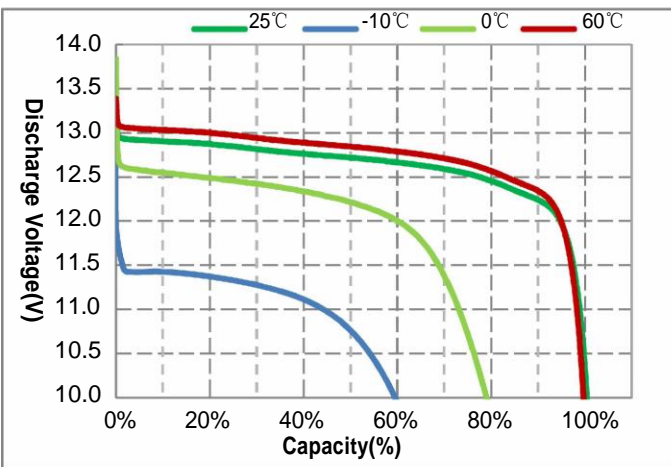
Different Rate Discharge Curve @25°C



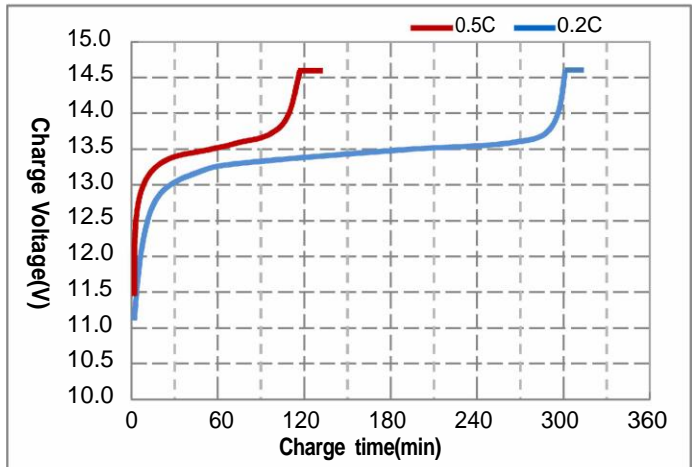
Charge Characteristics of capacity-voltage @0.2C&0.5C, 25°C



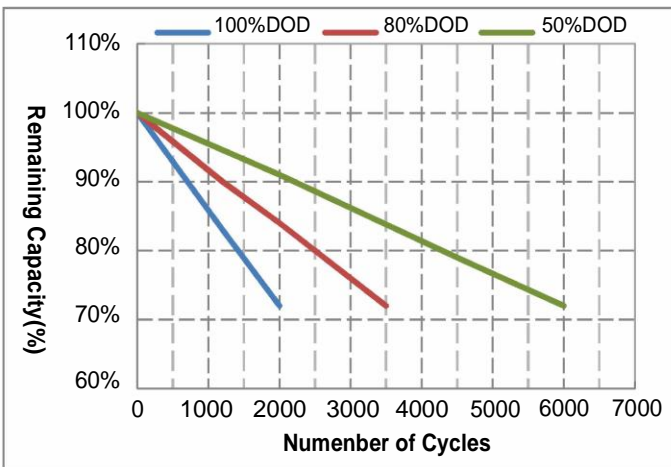
Different Temperature Discharge Curve @0.5C, 25°C



Charge Characteristics of time-voltage @0.2C&0.5C, 25°C



Different DOD Discharge Cycle Life Curve @0.2C, 25°C



Open circuit voltage VS SOC @25°C

