

Trapeze-S ProLine

Increased inclination on flat trapezoidal roofs


The Trapeze-S ProLine combines the easy assembly of our trapezoidal sheet system as well as the advantages of a greater module inclination: The additional angle of 10° or 15° provides an increase in return. The reduced use of components which we know from our light-ballasted south solution in combination with the trapezoidal sheet system creates a highly attractive system. The clickstone module clamp which you can find in our ProLine portfolio is used here also. A functional fixation without additional components can be realized here.

Statically best load transfer

By fixing the rail laterally on the high beading, the occurring loads will be transferred optimally. The assembly is aligned at a right angle to the run of the trapezoidal metal sheet; the EPDM gum for the corrosion protection is already integrated in the rail.


Maximum service life

The used components are made of aluminium and stainless steel. The high corrosion resistance guarantees a maximum service life and offers the possibility of a complete recyclability.




¹ The Trapeze-S ProLine can be used on nearly all available trapezoidal coverings with a material thickness of at least 0.4 mm (Steel). Please contact us for more detailed information ahead of your planning.

Application	Pitched roof - on-roof
Roof cladding	Trapezoidal sheet metal ¹
Min. sheet thickness	Steel: 0.4 mm ² Aluminium: 0.8 mm
Min. bead height	From 20 mm
Roof slope	Up to 20° ²
Building height	Up to 20 m ²
PV-Modules	Framed, frameless
Module width	900 - 1050 mm
Module length	Up to 1675 mm (longer modules on request)
Module orientation	Landscape
Module inclination	10° or 15°
Size of module array	Any size possible ³
Possible height compensation	Up to 5 mm
Distance between rail fixations	Depending on load situation (automatic verification per design software)
Standards	Eurocode 1 – Action on structures Eurocode 9 – Design of aluminium structures
Supporting profiles	Extruded aluminium profiles (EN AW 6063 T66)
Small parts	Stainless steel (V2A)
Colour	Aluminium: plate finish
Warranty	10 years ⁴



Rail with front support



Detail back support

- 1 The screws which are provided for the system Trapeze-S ProLine are suitable for mounting on trapezoidal sheet metal roofs made of steel or aluminum. In case of an installation on sandwich elements, the customer must clarify and ensure that the deployed sandwich element can withstand the fastening forces and loads resulting from the PV installation. Mounting Systems recommends the installation of the Trapeze-S ProLine-system on single-layer trapezoidal sheet metal roofs. Mounting Systems cannot guarantee a sufficient long-term load capacity of the sandwich element after the installation of the Trapeze-S ProLine-system.
- 2 Depending on the site situation, the building, the selected fixing devices and the type of module, other values may apply. With the Trapeze-S ProLine-Design tool you can easily calculate the permissible maximum values for each plant.
- 3 Based on the expected thermal expansion due to temperature and the thus occurring tension within the rails, we recommend a maximum length of 12 m per module row.
- 4 Please find the exact terms in the Mounting Systems GmbH warranty document.

For further information: www.mounting-systems.com
Subject to technical changes.
2020© Mounting Systems GmbH