



AMARA RAJA
Gotta be a better way



- ▶ ROBUST
- ▶ ENDURING
- ▶ RELIABLE

AMARON VOLT Hi Life Batteries
2V HIGH INTEGRITY SERIES

AMARA RAJA - POWERED BY INNOVATION

The future belongs to those who stake a claim for it here and now. This axiom has been our guiding principle at Amara Raja, helping it to ceaselessly innovate and explore the new and never-before.

Amara Raja has put its vision into practice by striding forward in the power management industry and consolidating its position as one of the leading players in the Asia-Pacific region.

This facilitates sharing of knowledge and innovations to accelerate and expand development efforts in the global battery market. It also enables harnessing technology that acclimatized batteries to operate in harsh tropical conditions.

Amara Raja's battery plant facility is backed by one of the finest Research & Development centers on site. A center that constantly and unceasingly thinks out-of-the-box and develops products and services that match world-class standards, and sets industry benchmarks.

Amara Raja's Battery Excellence Center is another first for India. Here, products are put through rigorous tests to ensure that they comply with international standards and design requirements. With the latest testing equipment, the center evaluates battery performance, design and longevity. Apart from this, there are facilities for application engineering, vehicle system study, simulations and computer-aided design, including a full calibration laboratory. Amara Raja's quality commitment has ensured that it conforms to International quality standards.

Amara Raja today has the distinction of being a prime player and is forging ahead into new market - powered by innovation.



Amaron Volt™, the latest Product Offering from Amara Raja Batteries Ltd is the 2V High Integrity Series from Amaron Hi Life Batteries range. Amaron Volt incorporating the cutting edge technology offers an unbeatable value proposition for the demanding applications in back-up power for Telecom, Broadband, IT, Power Utility, Solar PV and UPS applications. **Amaron Volt™** is designed to be a robust, enduring and reliable Battery – fulfilling all your requirements of back-up power for critical applications even in harsh outdoor environs

AMARON VOLT
Hi Life Batteries
2V HIGH INTEGRITY SERIES

Backup Power for Demanding Needs of Telecom Infrastructure

The VRLA Battery has established itself as the epitome of back-up power for the Indian Telecom Network, since its introduction in the early nineties. It is a key building block, supporting the phenomenal growth of tele-density achieved in the last decade.

As the Indian Telecom network witnesses an unprecedented pressure on energy-cost-optimisation and a spread of rural network in difficult terrains, the expectations from a battery have changed.

The battery is now required to take up the role of a key energy source, unlike in the past, when it merely served as a standby in urban / semi-urban networks. Successful implementations in the field have already proved that an intelligent architecture using superior Hi-Life VRLA Battery more efficiently can provide immediate benefits in terms of reduced OPEX.

Sensing this underlying and yet to be defined need for a robust, enduring and reliable Plug-n-Play source of power for Telecom networks, **Amaron Volt™** comes to you as the right solution at the right time, with cutting edge technology for sustaining the pace of network deployment.

Coming from the Amara Raja stable, this product has been designed and manufactured with all essential features needed for an Outdoor as well as Indoor, Renewable Energy compatible, Remote and High Life energy storage solution for tropical conditions.

Amaron Volt™ with its cutting edge technology offers an Unbeatable Value Proposition for

- Robustness to core, suiting Outdoor / Rural / Off-grid / Critical Installations
- Highest cyclic life, for most competitive Total Cost of Ownership (TCO)
- Substantially higher OPEX savings and lowers Carbon footprint
- Excels in PSOC operations to suit demanding applications
- Reliable for maintenance-free operation
- Technology with high energy density
- Best in class Deep Discharge – Quick Recharge Characteristics
- Time tested & high end VRLA Technology for Telecom Networks
- World Class Aesthetics and User Friendliness
- Optional Bundling of Customized Cabinets & Remote Monitoring Solutions





ROBUSTNESS TO CORE

- **Positive Grid** - High thickness proprietary Perdura™ Grid with SRS profile
- **Separator** - Hi-Sorb™ Separator with higher density and superior absorption with uniform compression
- **Container / Cover** - Reinforced ribbed Polypropylene container and cover with Lip-n-Tongue™ Thermal Seal for durability and leak-proof joint.
- **Connection Terminals** - Highly conductive and integrated M8 electrolytic Copper inserts
- **Terminal post Seal** - Sturdy Ring-n-Lock™ Terminal Design with secondary epoxy seal providing leak-proof joint
- **Safety Valve** - integrated Flame Arrester and operates between 4-6 psi for superior recombination efficiency
- **Electrolyte** - Vacuum filled high purity Sulphuric Acid

LIFE ENHANCERS

- **Plate** - Proprietary Perdura™ Grid employing patented alloy and TetraCrys™ paste recipe for improved bonding, offering Best In Class float and cyclic life
- **Separator** - Hi-Sorb™ Separator with superior absorption of high volume vacuum filled electrolyte, increasing life in cycling application. Double Layer Separator ensures higher reliability, adding to life


- **Container** - Higher surface area with ribs offering superior thermal conductivity and uniform cell compression for life in outdoor installations
- **Container-Cover Sealing** - Lip-n-Tongue™ Thermal Seal arrangement for leak-proof Long Life

OPEX SAVINGS



- Best-In-Class recharge characteristics for PSOC operations & DG run reduction
- Quick charging capability at lower currents
- Best-In-Class cyclic life for tropical conditions
- Higher and assured back-up for designed size
- Zero Maintenance operation
- Time tested and proven technology

USER FRIENDLY INSTALLATION – PLUG & PLAY

- Shipped in 100% charged condition from factory
- Higher Copper Insert Head for stronger integrity in inter cell connections
- Heavy-duty Tin plated copper connectors facilitating high rate discharge and quick recharge
- Full-wrap trays of MS with acid resistant paint, self-stackable type for ease of installation
- Transparent front cover for Protection and ease of monitoring
- Visual terminal identification to prevent connection errors
- Best-In-Class Footprint offering higher energy density
- Confirming to Seismic Zone IV installations



Perdura™ Grid



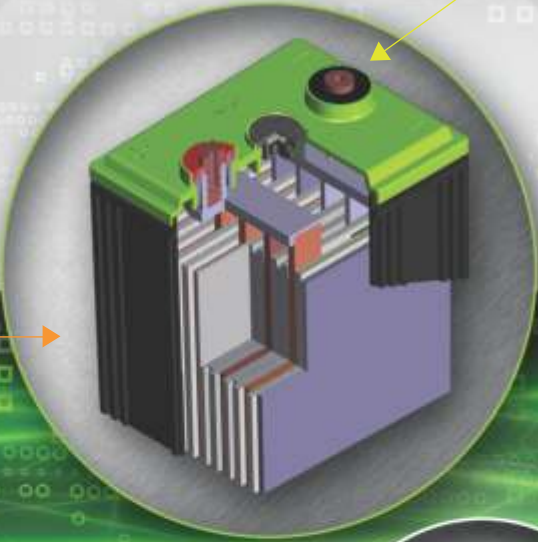
Ring-n-Lock™ Terminal Design



Hi-Sorb™ Separator



TetraCrys™ Paste Morphology



APPLICATION SPECTRUM

- Critical installations
- Outdoor and Indoor installations
- Rural – Offgrid and poor grid installation
- Renewable energy installations / Solar installations
- Mission Critical power sector installations
- High-end UPS and Data centre installations

COMPLIANCE TO INTERNATIONAL SPECIFICATIONS

- Certified for IS 15549 : 2005, IEC 60896-PART 21 & 22 and IEC 61427
- Complies to IEEE 1188 & 1189, TEC GR No. GR/TX/BAT-001/04 June 2011, Telcordia SR4228
- CE marking for Conformance European

UNBEATABLE PERFORMANCE EDGE

- Design float life: 20+ years @ 27°C
- Self-discharge < 2% per month
- Shelf life without recharge upto 6 months
- Operating range: - 40°C to + 60°C
- AH efficiency: >95% and WH efficiency: >85%
- Recombination efficiency >98%

Note: All values & charging parameters are rated @ 27°C

Charging Method: Charge Provision	Charging Voltage	Maximum Charging Current (ADC)
Float Charge	2.23-2.25 VPC	0.3 C
Boost Charge	2.30-2.32 VPC	0.3 C

C is the rated AH capacity @ 10 hours

AMARON VOLT™ RANGE

MODULE SPECIFICATION AND PERFORMANCE DATA							
Sl. No.	Cell Type	Nominal Ah Capacity @C10 to 1.75 ECV at 27°C	System Module voltage (V)	Stacking dimensions (Including front cover) ±5 mm			Module weight ±5 Kgs
				W	D	H	
1	AV4007	300 AH	12	706	515	236	153
2	AV5007	340 AH	12	706	570	236	169
3	AV4009	400 AH	12	706	515	282	193
4	AV5009	455 AH	12	706	570	282	215
5	AV4011	500 AH	12	706	515	328	220
6	AV4013	600AH	12	706	515	374	266
7	AV5013	680 AH	12	706	570	374	295
8	AV4017	800 AH	6	706	515	261	180
9	AV5017	910 AH	6	706	570	261	201
10	AV4021	1000 AH	6	706	515	306	217
11	AV5021	1140 AH	6	706	570	306	244
12	AV4025	1200 AH	6	706	515	351	250
13	AV5025	1370 AH	6	706	570	351	285
14	AV4034	1600AH	6	706	515	522	360
15	AV5034	1800 AH	6	706	570	522	402
16	AV4042	2000 AH	6	706	515	612	434
17	AV5042	2300 AH	6	706	570	612	488
18	AV4050	2400 AH	6	706	515	702	500
19	AV5050	2750 AH	6	706	570	702	570
20	AV4063	3000 AH	6	706	515	918	651
21	AV5063	3400 AH	6	706	570	918	732
22	AV4075	3600 AH	6	706	515	1053	750
23	AV5075	4100 AH	6	706	570	1053	855
24	AV4084	4000 AH	6	706	515	1224	868
25	AV5084	4550 AH	6	706	570	1224	976
26	AV4100	4800 AH	6	706	515	1404	1000
27	AV5100	5500 AH	6	706	570	1404	1140

The models are rated for 1.75ECV. For ratings of other ECV's, Please contact AMARA RAJA.

Note:

1. "D" dimensions are with front covers.
2. Installation drawing will supersedes the catalogue for dimensions.
3. Design Improvements are continuous process, as result the contents may change without prior notice.

**CONSTANT CURRENT DISCHARGE
(ADC) TO 1.75ECV @ 27°C**

Sl. No.	Cell type	Nominal Ah Capacity @ C10 at 27° C	Discharge Current in Amps												
			5 Min	10 Min	15 Min	30 Min	1 Hr	2 Hrs	3 Hrs	4 Hrs	5 Hrs	6 Hrs	7 Hrs	8 Hrs	10 Hrs
1	AV4007	300	330	300	275	219	162	102	77	62	52.2	45.6	40.3	36.1	30.0
2	AV5007	340	374	340	312	248	184	115	88	71	59.1	51.7	45.7	41.0	34.0
3	AV4009	400	440	400	367	292	216	136	103	83	69.6	60.8	53.8	48.2	40.0
4	AV5009	455	500	455	417	332	246	154	117	95	79.1	69.1	61.2	54.8	45.5
5	AV 4011	500	549	500	459	365	270	169	129	104	87.0	76.0	67.2	60.2	50.0
6	AV4013	600	659	600	550	438	324	203	155	125	104.3	91.2	80.6	72.3	60.0
7	AV5013	680	747	680	624	496	368	231	175	141	118.3	103.3	91.4	81.9	68.0
8	AV4017	800	879	800	734	584	432	271	206	166	139.1	121.6	107.5	96.4	80.0
9	AV5017	910	1000	910	835	664	492	308	235	189	158.3	138.3	122.3	109.6	91.0
10	AV4021	1000	1099	1000	917	730	541	339	258	208	173.9	152.0	134.4	120.5	100.0
11	AV5021	1140	1253	1140	1046	832	616	386	294	237	198.3	173.3	153.2	137.3	114.0
12	AV4025	1200	1319	1200	1101	876	649	407	309	249	208.7	182.4	161.3	144.6	120.0
13	AV5025	1370	1505	1370	1257	1000	741	464	353	285	238.3	208.2	184.1	165.1	137.0
14	AV4034	1600	1758	1600	1468	1168	865	542	412	333	278.3	243.2	215.1	192.8	160.0
15	AV5034	1800	1978	1800	1651	1314	973	610	464	374	313.0	273.6	241.9	216.9	180.0
16	AV4042	2000	2198	2000	1835	1460	1081	678	515	416	347.8	304.0	268.8	241.0	200.0
17	AV5042	2300	2527	2300	2110	1679	1243	780	593	478	400.0	349.5	309.1	277.1	230.0
18	AV4050	2400	2637	2400	2202	1752	1297	814	619	499	417.4	364.7	322.6	289.2	240.0
19	AV5050	2750	3022	2750	2523	2007	1486	932	709	572	478.3	417.9	369.6	331.3	275.0
20	AV4063	3000	3297	3000	2752	2190	1622	1017	773	624	521.7	455.9	403.2	361.4	300.0
21	AV5063	3400	3736	3400	3119	2482	1838	1153	876	707	591.3	516.7	457.0	409.6	340.0
22	AV4075	3600	3956	3600	3303	2628	1946	1220	928	748	626.1	547.1	483.9	433.7	360.0
23	AV5075	4100	4505	4100	3761	2993	2216	1390	1057	852	713.0	623.1	551.1	494.0	410.0
24	AV4084	4000	4396	4000	3670	2920	2162	1356	1031	832	695.7	607.9	537.6	481.9	400.0
25	AV5084	4550	5000	4550	4174	3321	2459	1542	1173	946	791.3	691.5	611.6	548.2	455.0
26	AV4100	4800	5275	4800	4404	3504	2595	1627	1237	998	834.8	729.5	645.2	578.3	480.0
27	AV5100	5500	6044	5500	5046	4015	2973	1864	1418	1143	956.5	835.9	739.2	662.7	550.0

CONSTANT CURRENT DISCHARGE (ADC) TO 1.85ECV @ 27°C

Sl. No.	Cell type	Nominal Ah Capacity @ C10 at 27° C	Discharge Current in Amps												
			5 Min	10 Min	15 Min	30 Min	1 Hr	2 Hrs	3 Hrs	4 Hrs	5 Hrs	6 Hrs	7 Hrs	8 Hrs	10 Hrs
1	AV4007	300	278	254	242	200	152	95	71	58	47.6	41.2	36.6	33.0	27.2
2	AV5007	340	315	288	274	227	173	108	81	66	54.0	46.7	41.5	37.4	30.9
3	AV4009	400	370	339	323	267	203	127	95	78	63.5	54.9	48.8	44.0	36.3
4	AV5009	455	421	386	367	303	231	144	108	88	72.2	62.5	55.6	50.0	41.3
5	AV 4011	500	463	424	403	333	254	159	119	97	79.4	68.7	61.1	54.9	45.4
6	AV4013	600	556	508	484	400	305	190	143	117	95.2	82.4	73.3	65.9	54.4
7	AV5013	680	630	576	548	453	345	216	162	132	107.9	93.4	83.0	74.7	61.7
8	AV4017	800	741	678	645	533	406	254	190	155	127.0	109.9	97.7	87.9	72.6
9	AV5017	910	843	771	734	607	462	289	217	177	144.4	125.0	111.1	100.0	82.6
10	AV4021	1000	926	847	806	667	508	317	238	194	158.7	137.4	122.1	109.9	90.7
11	AV5021	1140	1056	966	919	760	579	362	271	221	181.0	156.6	139.2	125.3	103.4
12	AV4025	1200	1111	1017	968	800	609	381	286	233	190.5	164.8	146.5	131.9	108.9
13	AV5025	1370	1269	1161	1105	913	695	435	326	266	217.5	188.2	167.3	150.5	124.3
14	AV4034	1600	1481	1356	1290	1067	812	508	381	311	254.0	219.8	195.4	175.8	145.2
15	AV5034	1800	1667	1525	1452	1200	914	571	429	350	285.7	247.3	219.8	197.8	163.3
16	AV4042	2000	1852	1695	1613	1333	1015	635	476	388	317.5	274.7	244.2	219.8	181.5
17	AV5042	2300	2130	1949	1855	1533	1168	730	548	447	365.1	315.9	280.8	252.7	208.7
18	AV4050	2400	2222	2034	1935	1600	1218	762	571	466	381.0	329.7	293.0	263.7	217.8
19	AV5050	2750	2546	2331	2218	1833	1396	873	655	534	436.5	377.7	335.8	302.2	249.5
20	AV4063	3000	2778	2542	2419	2000	1523	952	714	583	476.2	412.1	366.3	329.7	272.2
21	AV5063	3400	3148	2881	2742	2267	1726	1079	810	660	539.7	467.0	415.1	373.6	308.5
22	AV4075	3600	3333	3051	2903	2400	1827	1143	857	699	571.4	494.5	439.6	395.6	326.7
23	AV5075	4100	3796	3475	3306	2733	2081	1302	976	796	650.8	563.2	500.6	450.5	372.1
24	AV4084	4000	3704	3390	3226	2667	2030	1270	952	777	634.9	549.5	488.4	439.6	363.0
25	AV5084	4550	4213	3856	3669	3033	2310	1444	1083	883	722.2	625.0	555.6	500.0	412.9
26	AV4100	4800	4444	4068	3871	3200	2437	1524	1143	932	761.9	659.3	586.1	527.5	435.6
27	AV5100	5500	5093	4661	4435	3667	2792	1746	1310	1068	873.0	755.5	671.6	604.4	499.1

**CONSTANT POWER DISCHARGE
(WATT) PER CELL TO 1.75ECV @ 27°C**


Sl. No.	Cell type	Nominal Ah Capacity @ C10 at 27° C	Discharge Power in Watts												
			5 Min	10 Min	15 Min	30 Min	1 Hr	2 Hrs	3 Hrs	4 Hrs	5 Hrs	6 Hrs	7 Hrs	8 Hrs	10 Hrs
1	AV4007	300	589	541	501	405	305	193	147	119	100.2	87.7	77.6	69.7	58.1
2	AV5007	340	668	613	568	459	345	218	167	135	113.6	99.4	87.9	79.0	65.8
3	AV4009	400	786	721	668	540	406	257	196	159	133.6	117.0	103.4	92.9	77.4
4	AV5009	455	894	820	760	615	462	292	224	181	152.0	133.0	117.6	105.7	88.0
5	AV 4011	500	982	902	835	676	508	321	246	199	167	146.2	129.3	116.1	96.8
6	AV4013	600	1179	1082	1002	811	609	385	295	239	200.5	175.4	155.1	139.4	116.1
7	AV5013	680	1336	1226	1136	919	690	437	334	271	227.2	198.8	175.8	158.0	131.6
8	AV4017	800	1572	1442	1337	1081	812	514	393	319	267.3	233.9	206.8	185.8	154.8
9	AV5017	910	1788	1641	1520	1229	924	584	447	362	304.0	266.1	235.3	211.4	176.1
10	AV4021	1000	1965	1803	1671	1351	1015	642	491	398	334.1	292.4	258.5	232.3	193.5
11	AV5021	1140	2240	2055	1905	1540	1157	732	560	454	380.9	333.3	294.7	264.8	220.6
12	AV4025	1200	2358	2164	2005	1621	1218	770	589	478	400.9	350.9	310.2	278.7	232.2
13	AV5025	1370	2692	2470	2289	1851	1391	880	673	545	457.7	400.6	354.2	318.2	265.1
14	AV4034	1600	3144	2885	2673	2162	1624	1027	786	637	534.5	467.8	413.6	371.7	309.6
15	AV5034	1800	3537	3245	3007	2432	1827	1156	884	717	601.4	526.3	465.3	418.1	348.3
16	AV4042	2000	3930	3606	3341	2702	2030	1284	982	796	668.2	584.8	517.0	464.6	387.0
17	AV5042	2300	4519	4147	3842	3108	2335	1477	1130	916	768.4	672.5	594.6	534.3	445.1
18	AV4050	2400	4716	4327	4010	3243	2436	1541	1179	956	801.8	701.8	620.5	557.5	464.4
19	AV5050	2750	5403	4958	4594	3716	2792	1766	1351	1095	918.7	804.1	710.9	638.8	532.1
20	AV4063	3000	5895	5409	5012	4053	3045	1926	1474	1194	1002.3	877.2	775.6	696.9	580.5
21	AV5063	3400	6680	6130	5680	4594	3451	2183	1670	1354	1135.9	994.2	879.0	789.8	657.9
22	AV4075	3600	7073	6491	6014	4864	3654	2311	1768	1433	1202.7	1052.6	930.7	836.2	696.6
23	AV5075	4100	8056	7392	6850	5539	4162	2632	2014	1632	1369.8	1198.8	1059.9	952.4	793.4
24	AV4084	4000	7859	7212	6683	5404	4061	2568	1965	1593	1336.3	1169.6	1034.1	929.2	774.0
25	AV5084	4550	8940	8204	7601	6147	4619	2921	2235	1811	1520.1	1330.4	1176.3	1056.9	880.4
26	AV4100	4800	9431	8654	8019	6485	4873	3082	2358	1911	1603.6	1403.5	1240.9	1115.0	928.8
27	AV5100	5500	10807	9917	9189	7431	5583	3531	2702	2190	1837.5	1608.2	1421.9	1277.6	1064.3

**CONSTANT POWER DISCHARGE
(WATT) PER CELL TO 1.85ECV @ 27°C**

Sl. No.	Cell type	Nominal Ah Capacity @ C10 at 27° C	Discharge Power in Watts												
			5 Min	10 Min	15 Min	30 Min	1 Hr	2 Hrs	3 Hrs	4 Hrs	5 Hrs	6 Hrs	7 Hrs	8 Hrs	10 Hrs
1	AV4007	300	521	480	459	382	294	184	139	114	93.0	80.6	71.6	64.5	53.4
2	AV5007	340	590	544	520	433	333	209	157	129	105.4	91.3	81.2	73.1	60.5
3	AV4009	400	694	640	612	510	391	246	185	151	124.0	107.4	95.5	86.0	71.2
4	AV5009	455	790	728	696	580	445	280	211	172	141.1	122.2	108.7	97.8	81.0
5	AV 4011	500	868	800	765	637	489	307	231	189	155.0	134.3	119.4	107.5	89.0
6	AV4013	600	1041	959	918	764	587	369	278	227	186.0	161.1	143.3	129.0	106.8
7	AV5013	680	1180	1087	1040	866	666	418	315	257	210.8	182.6	162.4	146.2	121.0
8	AV4017	800	1388	1279	1224	1019	783	492	370	303	248.0	214.8	191.1	172.0	142.4
9	AV5017	910	1579	1455	1392	1159	891	560	421	344	282.1	244.4	217.3	195.7	161.9
10	AV4021	1000	1735	1599	1530	1274	979	615	463	378	310.0	268.5	238.8	215.0	177.9
11	AV5021	1140	1978	1823	1744	1452	1116	701	528	431	353.4	306.1	272.3	245.1	202.9
12	AV4025	1200	2082	1919	1836	1529	1174	738	555	454	372.0	322.3	286.6	258.0	213.5
13	AV5025	1370	2377	2191	2096	1745	1341	842	634	518	424.7	367.9	327.2	294.6	243.8
14	AV4034	1600	2776	2559	2448	2038	1566	984	741	606	496.0	429.7	382.1	344.0	284.7
15	AV5034	1800	3123	2878	2754	2293	1762	1107	833	681	558.0	483.4	429.9	387.0	320.3
16	AV4042	2000	3470	3198	3060	2548	1957	1230	926	757	620.0	537.1	477.7	430.0	355.9
17	AV5042	2300	3991	3678	3519	2930	2251	1414	1065	870	713.0	617.7	549.3	494.5	409.3
18	AV4050	2400	4164	3838	3672	3058	2349	1476	1111	908	744.0	644.5	573.2	516.0	427.1
19	AV5050	2750	4772	4398	4207	3504	2691	1691	1273	1041	852.5	738.5	656.8	591.3	489.4
20	AV4063	3000	5206	4797	4590	3822	2936	1845	1389	1135	930.0	805.6	716.5	645.0	533.8
21	AV5063	3400	5900	5437	5201	4332	3328	2091	1574	1287	1054.0	913.0	812.0	731.0	605.0
22	AV4075	3600	6247	5757	5507	4586	3523	2214	1666	1362	1116.0	966.8	859.8	774.0	640.6
23	AV5075	4100	7114	6557	6272	5223	4013	2521	1898	1552	1271.0	1101.0	979.2	881.5	729.6
24	AV4084	4000	6941	6397	6119	5096	3915	2460	1851	1514	1240.0	1074.2	955.3	860.0	711.8
25	AV5084	4550	7895	7276	6961	5797	4453	2798	2106	1722	1410.5	1221.9	1086.7	978.3	809.7
26	AV4100	4800	8329	7676	7343	6115	4698	2952	2222	1817	1488.0	1289.0	1146.4	1032.0	854.2
27	AV5100	5500	9544	8795	8414	7007	5383	3382	2546	2081	1705.0	1477.0	1313.6	1182.5	978.7

The above data are average values and tolerance of $\pm 5\%$ is applicable for the above constant current and power discharge values.

WORLD CLASS MANUFACTURING FACILITY





Amara Raja Batteries Limited

Corporate Operations Office:

Terminal A. 1-18/1/AMR/NR. Nanakramguda,
Gachibowli, Hyderabad - 500 032. INDIA

Registered Office & Manufacturing Facility-1

Unit-I, Karakambadi - 517 520, Tirupati,
Andhra Pradesh, INDIA

Manufacturing Facility-2

UNIT-II, Nunegundlapalle, Bangarupalyam,
Chittoor - 517416. Andhra Pradesh, INDIA

Overseas Marketing Offices

UAE | NIGERIA | INDONESIA

Reach us @ www.amararajabatteries.com

Email: ibdintl@amararaja.com

| ISO 9001 : 2015 | ISO 14001 : 2015 | ISO 45001 : 2018 |

Middle East Asia Office:


Amara Raja Batteries Middle East (FZE)

SAIF Office PB-15-64,

P.O. Box 124018, Sharjah - U.A.E

Tel No: +97 15 08278627

Email: ibdintl@amararaja.com



Contains Lead Please
handover at approved
waste handling point



Completely
Recyclable



Protect eyes
from Electrolyte



Electrical
Hazard



Read
Instructions

