


PAHAL 60 SERIES



KEY FEATURES



India's first, fire tested panels as per BIS



Modules Offer High Conversion Efficiency



Multi EL Checking To Ensure Defect Free Modules.



Superior Performance at NOCT Conditions



Certified to withstand the most challenging environmental conditions with latest BIS Standard

- Module coating resistant to sand, acid, and alkali
- 2400 Pa wind load
- 5400 Pa snow load



PID resistant and free of snail trails



Enhanced Reliability with Guaranteed 0 to +4.99 Wp Power output tolerance

CERTIFICATIONS



BIS TESTED AS PER MNRE GUIDELINES



Reliable Quality

- Rigorous quality control meeting the highest international standards.
- 25 years output warranty.
90% for 10 years
80% for 25 years
- Carefully selection of highest quality raw materials from reputed suppliers from around the world.

Application

- On-grid large scale utility systems
- On-grid rooftop residential and commercial systems
- Off-grid residential systems

Technical Data

Electrical Parameter at STC[#]

Maximum Power Pmax(Wp)	260	265	270	275
Power Tolerance Module	0 ~ +5 W			
Efficiency (%)	15.96	16.27	16.57	16.86
Maximum Voltage Vmp (V)	31.4	31.59	31.88	32.2
Maximum Current Imp (A)	8.28	8.39	8.47	8.54
Open Circuit Voltage Voc (V)	37.8	37.8	38.16	38.22
Short Circuit Current Isc (A)	8.90	8.96	9.03	9.09

[#]STC=1000 W/m² irradiance, 25°C module temperature, AM 1.5 spectrum

Electrical Parameter at NOCT[#]

Maximum Power Pmax(Wp)	187.35	190.95	194.56	198.16
Maximum Voltage Vmp (V)	28.28	28.45	28.71	29.00
Maximum Current Imp (A)	6.62	6.71	6.78	6.86
Open Circuit Voltage Voc (V)	35.09	35.09	35.42	35.48
Short Circuit Current Isc (A)	7.01	7.06	7.12	7.16

[#]NOCT=800 W/m² irradiance, 20°C ambient temperature, AM 1.5 spectrum

Temperature coefficients (TC) & Permissible Operating Conditions

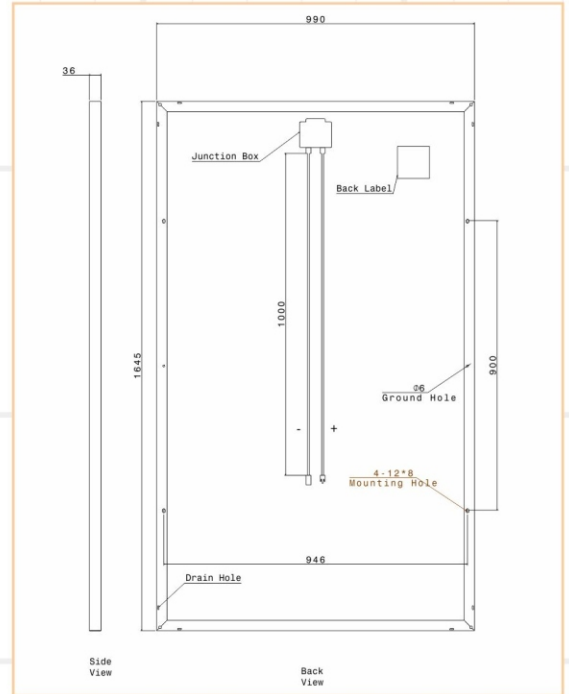
Tc of Open Circuit Voltage (β)	-0.308 % /°C
Tc of Short Circuit Current (α)	0.057 % /°C
Tc of Power (γ)	-0.406 % /°C
Maximum System Voltage	1000 V DC
NOCT	45 °C ± 2°C
Temperature Range	-40°C to +85°C

Mechanical Specification

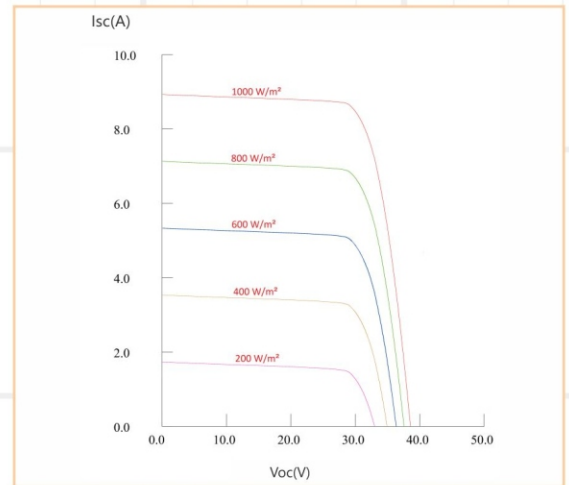
Cells	60 Pcs poly-crystalline silicon, 156.75mm x 156.75 mm
Cell encapsulation	Ultra-PID Resistant & Weather Stable EVA (Ethylene-Vinyl-Acetate)
Back Sheet	Fluoro based UV & Weather Stable White Backsheet
Frame	Silver Anodised Aluminum Alloy (Screwless)
Weight	19.33 Kg
Junction Box	IP 67, 4-rail, 3 diodes JB
Glass	3.2 mm, High transmission, ARC Glass
Cable & Connectors	Cable 1000 mm length, 4 mm ² , MC4 compatible connectors
Application Class	Class A
Electrical Safety	Class II
Fire Safety	Class C (Type 1)
Mechanical Load Test	5400 Pa-front ; 2400 Pa-back
Maximum Series Fuse Rating	15 A
Length × Width × Height	1645mm X 990mm X 36mm

Guarantees and Certifications

Product Warranty**	10 Years
Performance Warranty**	Guaranteed Output power :- 90% for 10 years, 80% for 25 years
Approvals & Certificates	IS 14286:2010 / IEC 61215:2005, IS 61730-1:2004 / IEC 61730-1:2005, IS 61730-2:2004 / IEC 61730-2:2005 ISO 9001:2015/ ISO 14001:2015/ OHSAS 18001:2007



All dimension are in mm



** Refer to Pahal Solar's warranty document for terms and conditions.

Disclaimer : specifications included in the datasheet are subject to change without prior notice owing to conditions innovation on the product Development and R&D Activities. PAHAL SOLAR reserves the right to make any adjustment to the information described here, Dataset contained in this specification do not form a representative of a single module data.

Packing Information

Container	40'HC
Pallets/Container	28
Pieces/Container	812

FACTORY :

189, Block No.71, Opp Shiv Shakti Estate, Olpad Sayan Road, Olpad, Surat - 394540.(Guj.) India.

OFFICE :

323, Laxmi Enclave, Opp. Gajera School, Katargam, Surat - 395004 (Guj.) India.