

# CHASER-M6/120P

## 380-400W

HJT 9BB HALF-CUT BIFACIAL  
DOUBLE GLASS MODULE

# Hi-Chaser

SK8610HDGDC

### 30

30-year quality warranty with longer operational life

### 1500V

1500V high system voltage design



#### Fire class A, harsh environment adaptability

Consist of double-glass, with special design cells,  
Outstanding anti-PID performance.



#### 30 -year power warranty

Bifacial module ensures 30-year outdoor operation, longer than the  
conventional type of normally 25 years.



#### Elegant appearance & high performance

The bifacial module is of high light transmittance to ensure good  
performance, an advanced solution that enables more energy generation,  
light capturing and elegant appearance.



#### 1500V system voltage

Maximum 1500V DC system voltage , excellent insulation performance  
and lower total system cost.

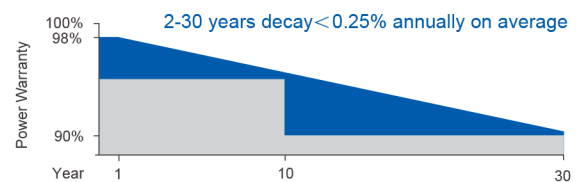
### LINEAR PERFORMANCE WARRANTY

12  
years

Product warranty on materials and workmanship

30  
years

Linear power output warranty



### CERTIFICATES

ISO 9001: 2015  
Quality Management System

IEC 61215 / IEC 61730

ISO 14001: 2015  
Environmental Management System

OHSAS 18001: 2007  
Occupational Health &  
Safety Management System

\*Certification requirements vary in different markets, please consult with Akcome  
Optronics sales team for appropriate certification.

### ELECTRICAL PARAMETERS @ STC

Parameter	380	385	390	395	400
Max. Power Output Pmax (W)	380	385	390	395	400
Power Tolerance	+/-2%	+/-2%	+/-2%	+/-2%	+/-2%
Max. Power Voltage Vmp (V)	37.67	37.86	38.05	38.24	38.43
Max. Power Current Imp (A)	10.09	10.17	10.25	10.33	10.41
Open Circuit Voltage Voc (V)	44.45	44.70	44.95	45.20	45.45
Short Circuit Current Isc (A)	10.85	10.92	10.99	11.06	11.13
Module Efficiency (%)	20.86	21.14	21.41	21.68	21.96

\*STC (Standard Test Condition): Irradiance 1000W/m<sup>2</sup>, Cell Temperature 25°C, Air Mass 1.5  
\*Measurement Tolerance (±3.0%)

### Inegrated Power @ STC (Refrence to 385W front)

Power Gains	5%	10%	15%	20%	25%
Max. Power Output Pmax (W)	404	424	442	461	480
Max. Power Voltage Vmp (V)	37.86	37.86	37.76	37.76	37.76
Max. Power Current Imp (A)	10.68	11.19	11.70	12.20	12.71
Open Circuit Voltage Voc (V)	44.70	44.70	44.80	44.80	44.80
Short Circuit Current Isc (A)	11.47	12.01	12.56	13.10	13.65

### TEMPERATURE COEFFICIENTS

Temperature Coefficients of Pmp	-0.24%/ °C
Temperature Coefficients of Voc	-0.22%/ °C
Temperature Coefficients of Isc	+0.047%/ °C

### MECHANICAL PARAMETERS

Cell Type	HJT 166x83mm
Number of Cells	120pcs(6x20)
Dimensions ( L*W*H )	1755x1038x30mm
Weight	22.8kg
Frame	Anodised Aluminum
Junction Box	IP67, 3 bypass diodes
Cable, Length	4.0mm <sup>2</sup> , 1200mm

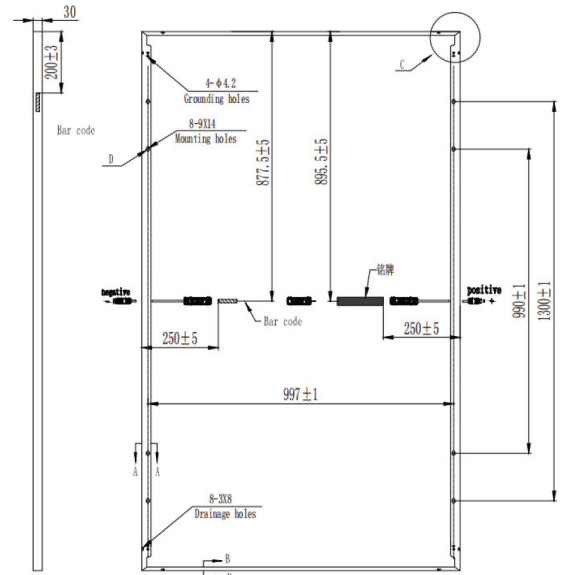
### OPERATING CONDITION

Maximum System Voltage(V)	1500(DC)
Operating Temperature(°C)	-40~+85
Max. Wind Load / Snow Load(pa)	2400/5400
Max. Over Current(A)	20
Fire Rating	Class A
NOCT(°C)	45±2
Bifaciality	85±5%

### PACKAGE INFORMATION

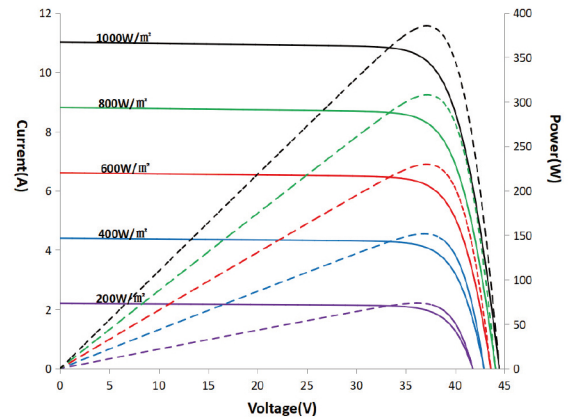
Container 40'HQ	962pcs
Quantity / Pallet	CTNR: 35, 35+4pcs

### ASSEMBLY DRAWING (Unit:mm)



### I-V CURVES

Test temperature 25°C



Irradiance: AM1.5, 1000W/m<sup>2</sup>

