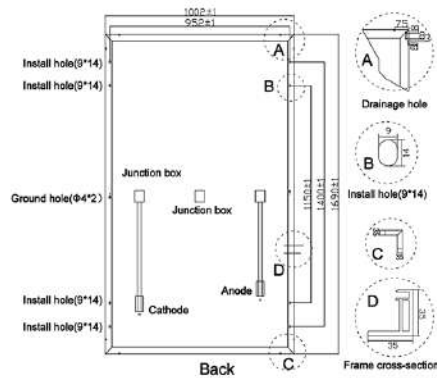



PV DRAWINGS

Unit:mm



ELECTRICAL DATA (STC)

Model Type	330-30-MH	335-30-MH	340-30-MH	345-30-MH	350-30-MH
Peak Power(Pmax)	330.00	335.00	340.00	345.00	350.00
Maximum Power Voltage(Vmp)	33.35	33.45	33.55	33.65	33.75
Maximum Power Current(Imp)	9.90	10.02	9.90	10.26	10.38
Open Circuit Voltage(Voc)	40.85	40.98	41.10	41.22	41.34
Short Circuit Current(Isc)	10.42	10.55	10.42	10.90	10.93
Cells Efficiency(%)	21.83	22.16	22.49	22.82	23.15
Module Efficiency(%)	19.48	19.78	20.07	20.37	20.65

* STC: irradiance 1000 W/m², AM 1.5, and cell temperature of 25° C

ELECTRICAL DATA (NOCT)

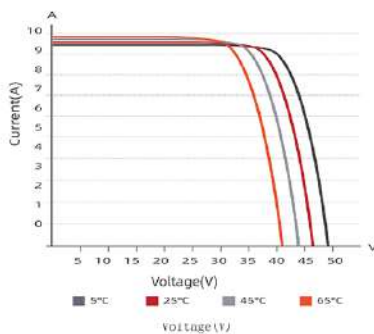
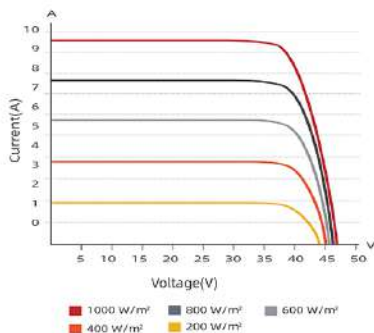
Model Type	330-30-MH	335-30-MH	340-30-MH	345-30-MH	350-30-MH
Peak Power(Pmax)	245.00	249.00	252.00	256.00	260.00
Maximum Power Voltage(Vmp)	31.18	31.28	31.37	31.46	31.56
Maximum Power Current(Imp)	7.86	7.97	8.04	8.14	8.24
Open Circuit Voltage(Voc)	38.41	38.54	38.65	38.76	38.88
Short Circuit Current(Isc)	8.33	8.45	8.52	8.63	8.73

* NOCT: irradiance 800 W/m², AM 1.5, ambient temperature 20° C, wind speed 1 m/s

TEMPERATURE & MAXIMUM RATING

Maximum System Voltage(V)	1500/1000
Maximum Series Fuse Rating(A)	20
Power Tolerance	0 ~ +3 %
Pmax Temperature Coefficients(W/°C)	-0.360 %
Voc Temperature Coefficients(V/°C)	-0.289 %
Isc Temperature Coefficients(A/°C)	+0.051 %
NOCT Nominal Operating Cell Temperature(°C)	45±2
Operating and Storage Temperature(°C)	-40 ~ +85

IV CURVE



MECHANICAL CHARACTERISTICS

Cell Type	158.75x79.38 Mono
No. of Cells	120(12x10)
Dimensions	1690*1002*35
Weight	18.8kg
Front Glass	3.2mm high transmission, low iron, tempered glass
Frame	Anodized Aluminium Alloy
Junction box	IP68 3 diodes
Output cables	4mm ² cable 90cm+mc4
MaxWind Load/Snow Load	2400Pa/5400Pa

PACKING WAY

20FT container	12 Packages/ 360pcs
40HQ containe	26 Packages/858PCS