



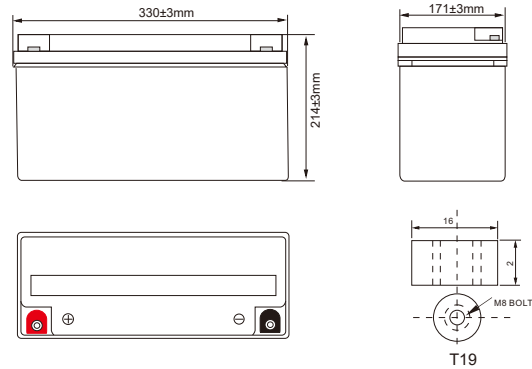
Valve Regulated
Deep Cycle Gel Battery

VAG100D-12B(12V100Ah)

▼ **Picture**



▼ **Dimension**



▼ **Datasheet**

Nominal Voltage		12V
Rated Capacity(C10)		100Ah
Capacity 25°C(77°F)	10 Hour rate(1.8V)	100Ah
	3 Hour rate(1.8V)	75Ah
	1 Hour rate(1.75V)	55Ah
Internal Resistance	25°C(Full Charged Battery)	≤5.8mΩ
Capacity at Different Temperatures (10 hour)	40°C(104°F)	102%
	25°C(77°F)	100%
	0°C(32°F)	85%
	-15°C(5°F)	65%
Self-discharge (Remaining Cap) 25°C(77°F)	3 months later	91%
	6 months later	82%
	12 months later	64%
Charge Method 25°C(77°F)	Floating Charge	Voltage:13.6V-13.8V Current, 0.15C/max
	Equalizing Charge	Voltage:14.2V-14.5V Current, 0.25C/max

▼ **Specification**

Dimension	Length	330±3mm
	Width	171±3mm
	Height	214±3mm
	Total Height	216±3mm
Terminal		T19
Net Weight		29.1kg±3%
Gross Weight		29.6kg±3%

▼ **Certification**



▼ **Application、Advantages、Features**

Application

- ❑ Control System, Alarm System, Power System, Railway System Emergency
- ❑ Light, Lighting System, Backup Power Supply, UPS
- ❑ Telecom Equipment, Fire and Security System, Power Station
- ❑ Electric Tools, Electric Toys

Features

- ❑ Excellent anti-impact and anti-seismic capability due to high-strength ABS container and compact structure
- ❑ Low internal resistance, excellent anti-corrosion and charging acceptance capability due to special lead-based multi-element alloy grid

Advantages

- ❑ Design Life:15years
- ❑ Safe and Reliable Seal
- ❑ High Specific Energy, Low Internal Resistance, Low Self-discharge Rate Excellent
- ❑ Charging Acceptance and High sealing Reaction Efficiency

- ❑ New plate manufacturing process, getting higher active material utilization rate
- ❑ High-purity electrolyte and special additives, getting lower self-discharge rate
- ❑ Multi-layer sealing technology and special sealant ensure that the battery has no leakage of electrolyte and sulfuric acid mist, and then ensure that the battery Safe and reliable



▼ Constant current discharge parameters: A(25°C)

End voltage (V/cell)	10min	15min	30min	1h	2h	3h	4h	5h	8h	10h	20h
1.6	228.6	173.8	112.4	69.44	39.06	26.56	20.63	17.55	11.96	10.12	5.124
1.65	225.9	172.5	111.3	68.84	38.84	26.08	20.45	17.17	11.75	10.12	5.118
1.7	225.2	172.2	111.4	68.67	38.49	26.12	20.49	17.14	11.72	10.11	5.112
1.75	206.8	161.7	108.9	67.81	37.61	25.93	20.43	17.07	11.65	10.09	5.108
1.8	191.6	154.4	106.5	62.27	35.88	25.09	20.06	16.79	11.55	10	5.102

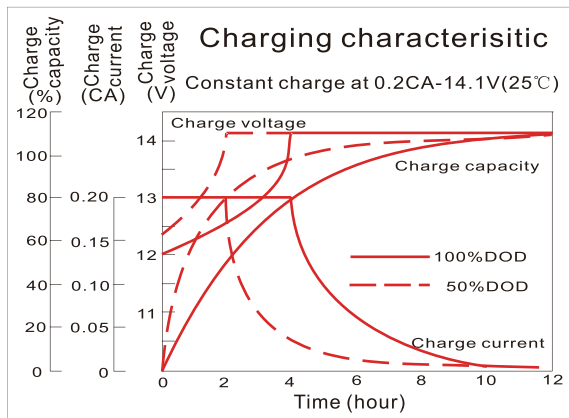
▼ Constant power discharge parameters: W/cell(25°C)

End voltage (V/cell)	10min	15min	30min	1h	2h	3h	4h	5h	8h	10h	20h
1.6	372.6	294.1	193.5	119.6	70.16	45.82	36.83	27.64	18.36	14.41	7.75
1.65	366.3	289.1	190.1	116.5	68.42	45.16	36.03	27.04	17.83	13.93	7.73
1.7	361.1	283.8	187.8	114.6	68.16	44.65	35.51	26.5	17.5	13.9	7.7
1.75	342.1	272.1	185.1	111.2	66.69	44.13	35.16	26.36	17.16	13.75	7.66
1.8	309.2	257.8	178.8	110.8	65.81	43.68	34.67	25.82	17	13.71	7.58

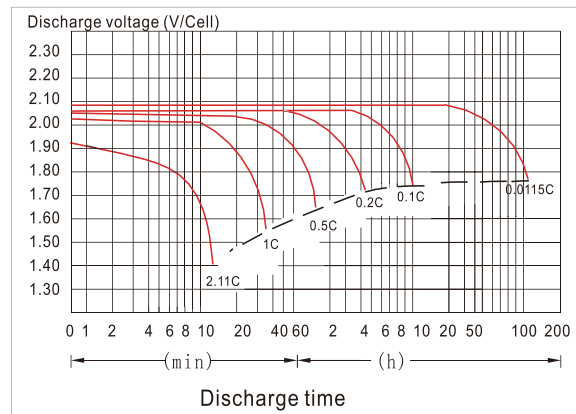
Above are cycle tests

▼ Discharge and Charge Characteristics

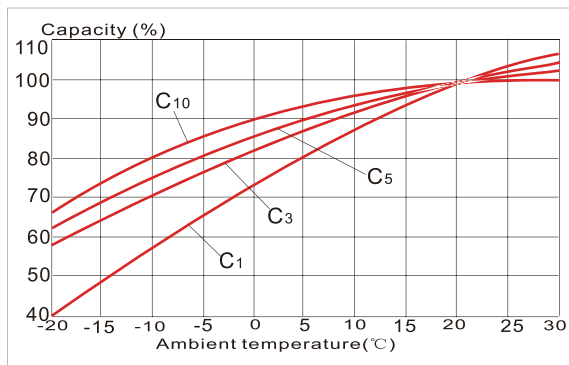
Charge Characteristics Curve



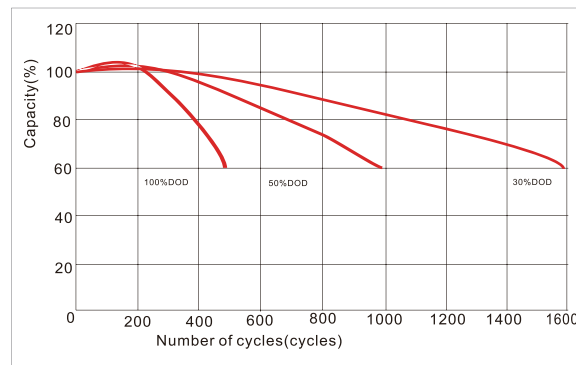
Discharge Characteristics Curve



Temperature Effects on Capacity



Cycle Life in Relation to Depth of Discharge



▼ Battery main material

Name	Positive Plate	Negative Plate	Battery Case	Battery Cover	Safety Valve	Terminal	Seperator	Electrolyte
Material	High tin Lead Alloy	Lead Alloy	ABS	ABS	Rubber	Lead/Copper	Fiberglass	Sulfuric Acid