

400W-410W

XP-MT40H-400W-410W

High Efficiency Half- Cell Mono PERC Module
The solar cells made of silicon

Comprehensive Products and System Certificates

- OHSAS 18001: Occupational Health and Safety Management System
- ISO 14001: Environmental Management System
- ISO 9001: Quality Management System



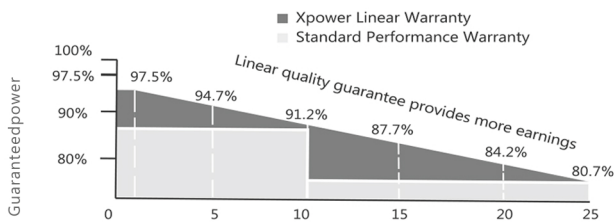
Linear Performance Warranty

15
YEARS

Product quality & process guarantee

25
YEARS

Linear power guarantee



Product Insurance



Half-cut cell technology
New circuit design
lower internal current, lower Rs loss



3 times EL test to ensure best quality



Resistant to salt-spray corrosion
(IEC61701, certified to TUV Rheinland test standard)



Special circuit design
With much lower hot spot temperature



Resistant to power
Attenuation passed TUV Rheinland system voltage endurance test

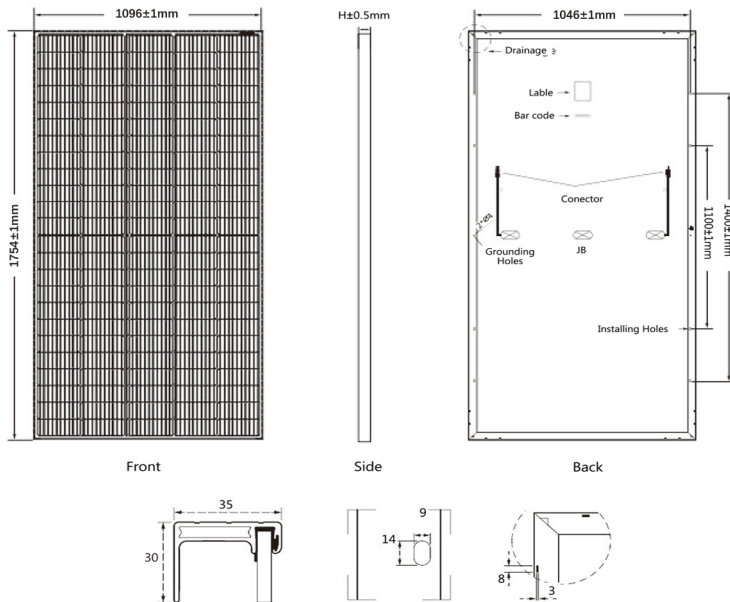


Special cell process ensures great performance under low irradiance conditions

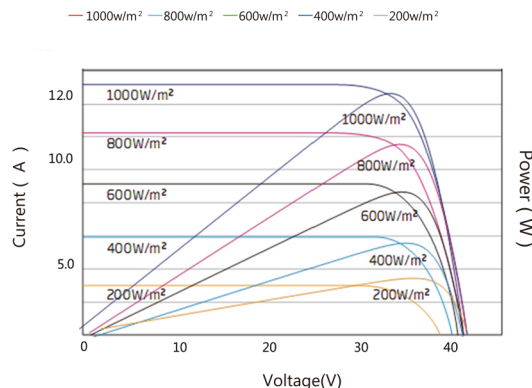
XP-MT40H-400W-410W

Monocrystalline Module

DESIGN



Current-Voltage & Power-Voltage Curves(400W)



STRUCTURAL CHARACTERISTICS

Module dimensions (L*W*H)	1754 x 1096 x 35 mm
Weight	21.0 kg
Number of cells	120 cells
Cell	PERC Monocrystalline 210 x 70mm
Glass	Tempered 3.2mm AR, High transmittance, Low iron
Frame	Anodized aluminium alloy
Junction box	IP68, 3 diodes
Output wire	4.0mm², wire length: 300mm
Connector	MC4 Compatible
Mechanical load	5400Pa

TEMPERFORMANCE RATINGS

Temperature coefficient (P_{max})	-0.35%/°C
Temperature coefficient (V_{oc})	-0.27%/°C
Temperature coefficient (I_{sc})	+0.05%/°C
Nominal operating cell temperature	45±2°C

PACKAGING CONFIGURATION

Container	40HQ
Quantity/pallet	31
Pallets/container	26
Quantity/container	806

ELECTRIC CHARACTERISTICS

Model of modules	XP-MT40H-400W		XP-MT40H-405W		XP-MT40H-410W	
	STC	NOCT	STC	NOCT	STC	NOCT
Maximum power – P_{mp} (W)	400	298	405	302	410	306
Open-circuit voltage – V_{oc} (V)	41.22	38.90	41.40	39.10	41.60	39.28
Short-circuit current – I_{sc} (A)	12.28	10.01	12.34	10.07	12.40	10.13
Maximum power voltage – V_{mp} (V)	33.84	31.80	34.04	32.00	34.24	32.18
Maximum power current – I_{mp} (A)	11.82	9.38	11.90	9.44	11.98	9.51
Module efficiency – η_m (%)	20.8%		21.1%		21.3%	
Module efficiency w/m²	208.1W		210.7W		213.3W	
Power tolerance (W)			(0, +5)			
Maximum system voltage (V)			1500V			
Maximum rated fuse current (A)			25A			
Current operating temperature (°C)			-40°C ~ +85°C			

STC (Standard Testing Conditions): Irradiance 1000W/m², Cell Temperature 25 °C, Spectra at AM1.5

NOCT (Nominal Operating Cell Temperature): Irradiance 800W/m², Ambient Temperature 20°C, Spectra at AM1.5, Wind at 1m/S