

ReneSola

Mono Half-Cut Module

Twin 3.0

525W/530W/535W/540W/545W



High Module Conversion Efficiencies



Easy Installation and Handling for Various Applications



Mechanical Load Capability of up to 5400 Pa



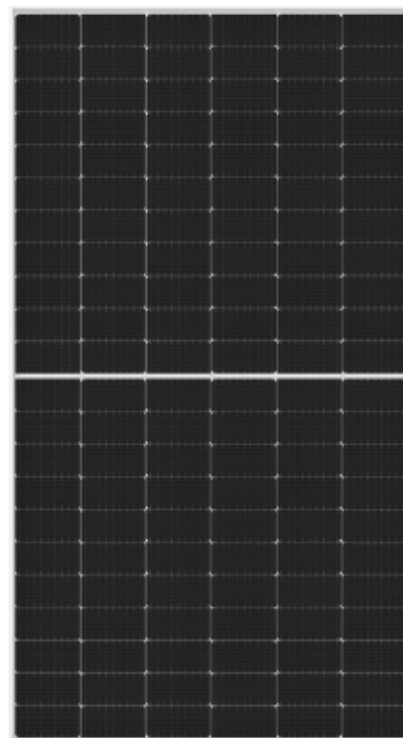
Conforms with IEC 61215:2016,
IEC 61730:2016, PID Test



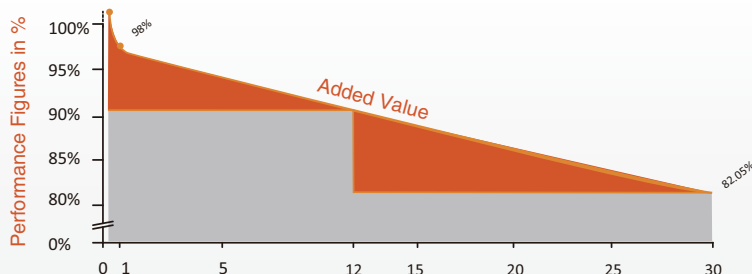
ISO9001, OHSAS18001, ISO14001 Certified



Application Class A, Safety Class II, Fire Rating C



Drawing Only for Reference



12-year

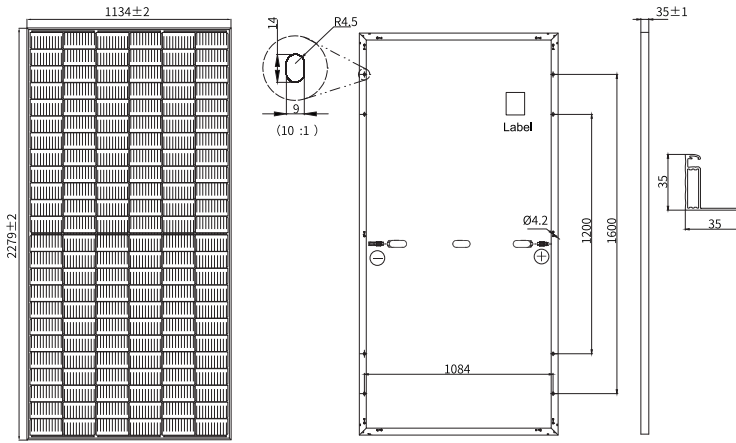
Material & Workmanship

30-year

Linear Power Output

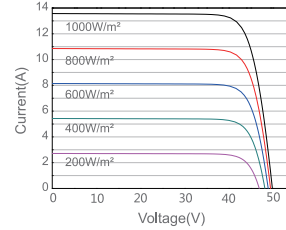


Dimensions

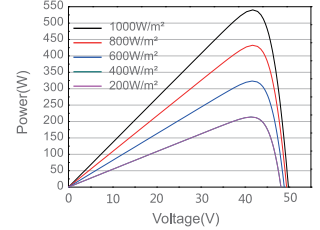


I-V Curves

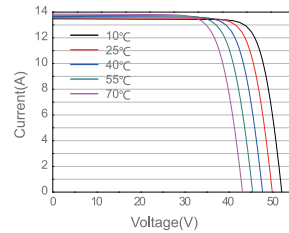
Current-Voltage Curve



Power-Voltage Curve



Current-Voltage Curve



Electrical Characteristics STC

	JC525S-Abcp	JC530S-Abcp	JC535S-Abcp	JC540S-Abcp	JC545S-Abcp
Maximum Power (Pmax)	525W	530W	535W	540W	545W
Power Tolerance	0~+5W	0~+5W	0~+5W	0~+5W	0~+5W
Module Efficiency	20.31%	20.51%	20.70%	20.89%	21.09%
Maximum Power Current (Imp)	12.95A	13.03A	13.11A	13.19A	13.27A
Maximum Power Voltage (Vmp)	40.55V	40.68V	40.82V	40.95V	41.08V
Short Circuit Current (Isc)	13.63A	13.71A	13.79A	13.87A	13.95A
Open Circuit Voltage (Voc)	49.09V	49.22V	49.36V	49.49V	49.62V

Values at Standard Test Conditions STC (AM1.5, Irradiance of 1000W/m², Cell Temperature 25° C)

Electrical Characteristics NOCT

	JC525S-Abcp	JC530S-Abcp	JC535S-Abcp	JC540S-Abcp	JC545S-Abcp
Maximum Power (Pmax)	391W	394W	398W	402W	406W
Maximum Power Current (Imp)	10.36A	10.42A	10.48A	10.54A	10.61A
Maximum Power Voltage (Vmp)	37.75V	37.89V	38.03V	38.16V	38.30V
Short Circuit Current (Isc)	11.01A	11.07A	11.14A	11.20A	11.26A
Open Circuit Voltage (Voc)	46.34V	46.46V	46.59V	46.72V	46.85V

Values at Normal Operating Cell Temperature, Irradiance of 800W/m², AM1.5, Ambient Temperature 20°C, Wind Speed 1m/s.

Mechanical Characteristics

Cell Type	Mono P-Type, 182 x 182 (±1)mm, 144(6x24) Half-Cut cells
Glass	High Transmission, Low Iron, Tempered Glass
Frame	Anodized Aluminum Alloy
Junction Box	IP68 Rated, With 3 Bypass Diodes
Dimension	*2279x1134x35mm
Output Cable	300mm(+)/300mm(-), length can be customized
Weight	28.6 kg
Installation Hole Location	See Drawing Above

Characteristics

Temperature Coefficient of Voc	-0.275%/°C
Temperature Coefficient of Isc	+0.045%/°C
Temperature Coefficient of Pmax	-0.350%/°C
Nominal Operating Cell Temperature (NOCT)	45°C±2°C

Packing Information

Container	40' HQ
Pallets per Container	20
Pieces per Container	620

Maximum Ratings

Operating Temperature	-40°C ~ +85°C
Maximum System Voltage	1500VDC
Maximum Series Fuse Rating	25A