

Renewable Energy: Photovoltaic Modules




340 Watts

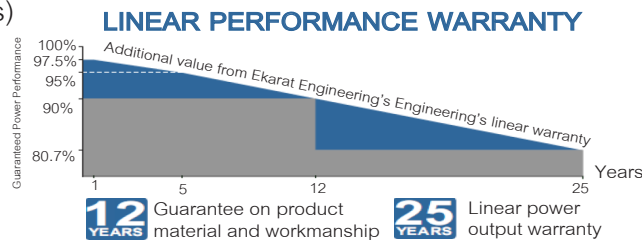
Surpass Performance Multi (Poly) - crystalline PV module

Ekarat Engineering's 340 Watts PV module is produced under a stage of the art automatic assembly machines to ensure a consistency and reliability of production quality. The 340 Watts PV module is commonly used for wide range applications such as commercial building, solar power plant, telecommunication station, particularly with grid-connected systems.

High efficiency module 17.52%, is a result of solar cell's superior power output, which has been developed by our own solar cell factory. Moreover, other component materials are also selected to comply with international standards such as IEC. These create a customer's confidence ensured with a manufacturing based 25 years limited warranty*



- Low iron tempered glass allows a high light transmission rate with a great robustness.
- EVA encapsulate sheet, back-sheet, and clear anodized aluminum Alloy frame are technically equipped to protect the module against all weather condition.
- Junction box with IP67 to ensure water proof and prolong lifetime operation.
- Special cable with connectors is offered as option for easy interconnection in grid-connected systems as well as stand-alone systems.
- Bypass diode included in promptly provided junction box is to prevent the power dropped by partial shading.
- Square Cell 156x156 mm (6 inches)



Electrical Characteristics

Model No.	EE2340
Maximum power (Pmax)	340 W
Power tolerance	± 3%
No. of connected cells	72
Voltage of Pmax (Vmp)	38.20 V
Current at Pmax (Imp)	8.91 A
Short - Circuit current (Isc)	9.22 A
Open - Circuit voltage (Voc)	47.50 V
Temperature Coefficient of Voc	-0.28 % / °C
Temperature Coefficient of Isc	0.055 % / °C
Temperature Coefficient of power	-0.375 % / °C
Maximum series fuse rating	15 A
Maximum voltage system	1,000 V
Operating Temperature	-40°C ~ +85°C

Renewable Energy: Photovoltaic Modules



Mechanical Characteristics

Dimension	1956 x 992 x 40 mm.
Weight	24.5 kg.
Dimension tolerance	± 1 mm.
Junction Box	Degree of protection: IP67 and compatibility with 2.5 - 4.0 mm cross section cable size.
Connector	MC4 Compatible
Diode	Silicon or Schottky By - pass diode for every 24 cells connection
Frame	Anodized Aluminum Alloy Frame.
Construction structure	Front: High light transmission tempered glass with 3.20 mm thickness. Back: Weather proof back sheet material. Laminated Material: EVA.
Excellent loading capability	2400Pa wind loads, 5400Pa snow loads

Qualification and testing

ISO 9001, ISO14001, OHSAS18001, ISO50001 for qualify management system.

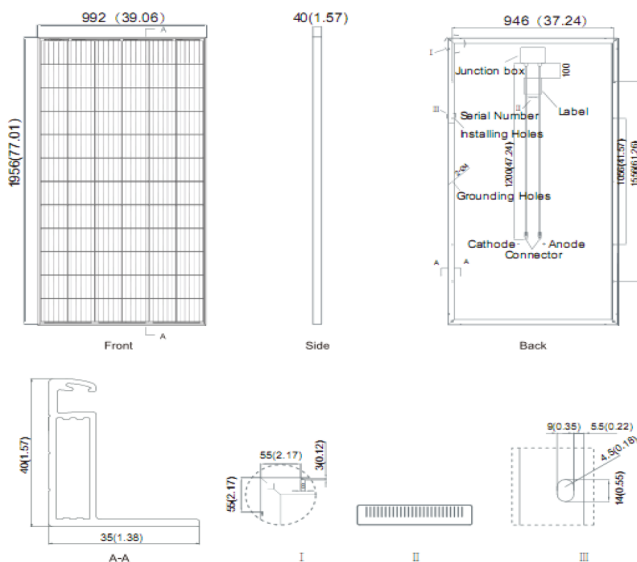
IEC 61215 : Crystalline silicon terrestrial PV modules-Design qualification and type approval.

IEC 61730 : PV module safety qualification. To ensure a safety for users and installing operator of our products.

TIS 1843 : Thailand Industrial Standard equivalent to IEC 61215.

TIS 2580 : Thailand Industrial Standard equivalent to IEC 61730.

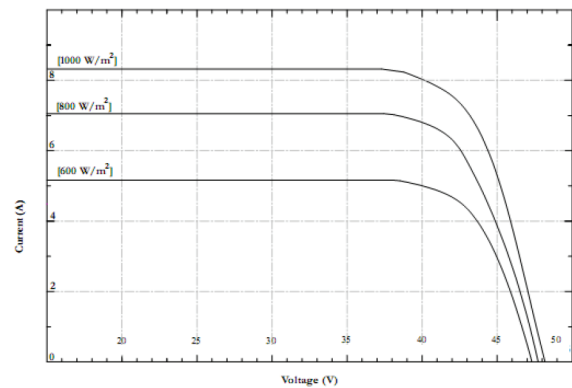
Module drawing diagram



IV - curves

Irradiance

1,000 W/m² , 800 W/m² , and 600 W/m²



These data represent the performance of typical modules as measured at their out put terminals, and do not include the effect of such additional equipment as diodes or cables. The data are based on measurements made in accordance with ASTM E 1036-85 corrected to SRC (Standard Reporting Conditions, also known as STC or Standard Test Condition), Which are :

- Illumination of 1kW/m² (1sun) at spectral distribution of AM 1.5 (ASTME 892-87 global spectral irradiance) ;
- Cell temperature of 25°C



TIS-1843-2553
TIS-2580-2555