


VEGA SERIES

POLYCRYSTALLINE

SOLAR MODULES | 54/60/66 CELLS



Key Features

- High conversion efficiency
- 1500 V module
- Only positive power output tolerance
- Excellent performance in low light and low irradiance.
- 100% EL Inspected to ensure micro crack free modules.
- AR Coated high Transmission Glass
- Resistant to PID, LID and Salt-Mist/Ammonia corrosion
- Hotspot and defect free modules.
- Certified to withstand harsh environmental conditions.
- 25 years of linear output power warranty.

POLY 54/60/66 CELLS MODULE

MODEL TYPE	NOVA 250P54	NOVA 260P60	NOVA 265P60	NOVA 270P60	NOVA 275P60	NOVA 280P60	NOVA 305P66
CELL TYPE	POLYCRYSTALLINE	POLYCRYSTALLINE	POLYCRYSTALLINE	POLYCRYSTALLINE	POLYCRYSTALLINE	POLYCRYSTALLINE	POLYCRYSTALLINE
MAXIMUM POWER(Pmax) Wp	250	260	265	270	275	280	305
MAXIMUM POWER VOLTAGE (Vmp) V	28.40	30.90	31.00	31.30	31.50	31.70	34.40
MAXIMUM POWER CURRENT(Imp) A	8.86	8.44	8.55	8.65	8.75	8.86	8.87
OPEN CIRCUIT VOLTAGE(Voc) V	34.46	37.60	37.90	38.00	38.20	38.30	42.13
SHORT CIRCUIT CURRENT(Isc) A	9.38	9.14	9.23	9.25	9.32	9.38	9.39
MODULE EFFICIENCY (>) %	15.21	15.82	16.13	16.43	16.73	17..04	18.56

Temperature Ratings

Nominal Operating Cell Temperature (NOCT)	45°C ± 2 °C
Temperature coefficient of Pmpp	-0.39%/°C
Temperature coefficient of Voc	-0.32%/°C
Temperature coefficient of Isc	+0.052%/°C

Mechanical Data

Dimensions (HxWxT)	1660 X 990 X 35/40 mm
Weight (Kgs)	19 Kg
Distance Between Mounting Hole (X-Axis)	940 mm
Distance Between Mounting Hole (Y-Axis)	415 mm

General Data

Solar Cells (mm)	157 X 157
Cell Orientation	10 X 6
Front Glass	ARC, Tempered & 3.2 mm Thickness
Frame	Anodized Aluminum Alloy
Junction Box	IP 68
Cable & Connectors	4 Sq mm, 1000 mm length with MC4 Connectors

Maximum Ratings

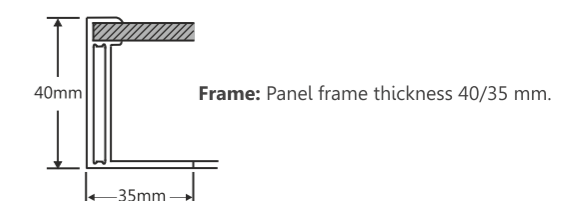
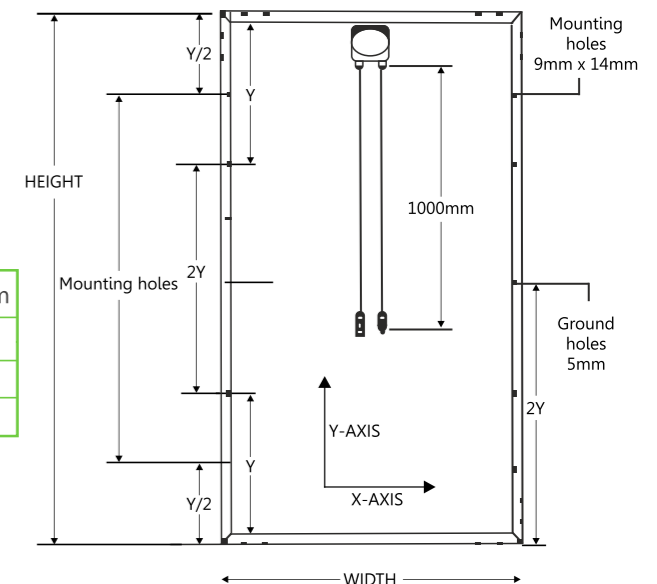
Operating Temperature	-40 to 85°C
Maximum System Voltage	1000 / 1500 V
Maximum Series Fuse Rating	15 A
Application Classification	A
Electrical Positive Tolerance(%)	0~3

Under Standard Test Condition (STC) of Irradiance of 1000 w/m², Spectrum AM 1.5 and Cell Temperature of 25°C

Note: • Refer to module installation instructions for maximum loading configurations.

• All mechanical dimension tolerance ± 1mm.

*Listed specifications are subject to change without notice.



IV Curve

