

# Sapphire Series 60 Poly Crystalline



IMA  
the way to ENERGY



## TECHNICAL DATA

Electrical Data : All Data refers to STC (1000W/m<sup>2</sup>, AM1.5G, 25°C)

Type	INA 250P	INA 255P	INA 260P	INA 265P	INA 270P
Peak Power Pmax (Wp)	250	255	260	265	270
Maximum Voltage Vmpp(V)	30.58	30.78	30.98	31.18	31.40
Maximum Current Imp(A)	8.18	8.29	8.40	8.50	8.61
Open Circuit Voltage Voc (V)	37.45	37.60	37.75	37.99	38.20
Short Circuit Current Isc (A)	8.70	8.82	8.95	9.01	9.08
Module Efficiency (%)	15.43	15.74	16.05	16.35	16.66

STC : 1000W/m<sup>2</sup> irradiance, 25°C cell temperature, AM1.5G spectrum according to EN 60904-3  
Average relative efficiency reduction of < 5% at 200W/m<sup>2</sup> according to EN 60904-1

## Electrical Parameters at NOCT

Peak Power Pmax (Wp)	185.97	188.90	192.80	194.70	197.80
Maximum Power Voltage V@Pmax(V)	27.72	27.80	27.90	28.00	28.20
Maximum Power Current I@Pmax(A)	6.71	6.80	6.90	6.97	7.00
Open Circuit Voltage Voc (V)	35.08	35.10	35.40	35.60	35.70
Short Circuit Current Isc (A)	7.04	7.14	7.24	7.28	7.35

NOCT irradiance 800 W/m<sup>2</sup>, ambient temperature 20°C, wind speed 1 m/sec

## Temperature Coefficients (Tc) permissible operating conditions

Tc of Open Circuit Voltage (β)	-0.31%/°c ± 0.02
Tc of Short Circuit Current (α)	0.052%/°c ± 0.01
Tc of Power (γ)	-0.40%/°c ± 0.02
NOCT	45±2°C
Maximum Series Fuse Ratings	20 A
Temperature Range	-40°C to +85 °C
Maximum System Voltage	1000 V DC

## MECHANICAL DATA

Length x Width x Height(in mm)	1645mm x 985mm x 35mm (± 1.5 mm )
Weight	18.50 Kg
Junction Box	IP 67 / IP 68 rated with 3 Bypass diodes
Cable & Connectors	4 sqm (12AWG) solar cable 1000mm x 2 nos black MC4 / MC4 compatible connectors
Application Class	Class A (Safety class II)
Substrate (Glass)	High transmission low iron tempered glass AR coated
Solar cells & Orientation	60 No's (10x6) polycrystalline solar cells
Cells Encapsulant	EVA (Ethylene Vinyl Acetate) - FC/UFVC
Back Sheet	Composite film - White : ( Black & Transparent optional)
Frame	Silver Anodized aluminum frame with twin wall profile (Black Optional)
Mechanical Load Test	Sustain Heavy wind & snow loads (2400 Pa & 5400 Pa or 550 Kg/m <sup>2</sup> Maximum diameter of 24 mm with Hail impact of 83 Km/h

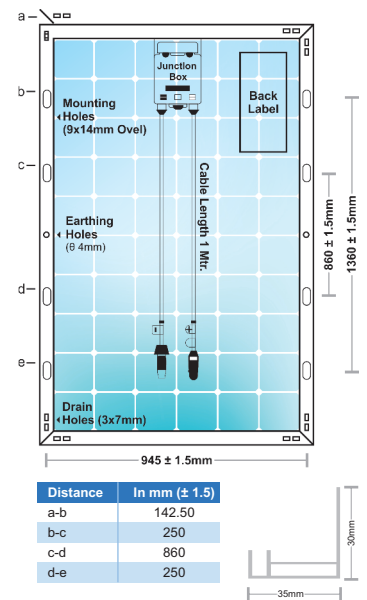

## WARRANTY AND CERTIFICATIONS

Performance Warranty**	Linear Power Warranty for 25 years, 90% for 10 years and 80% for 25 years
Approvals and certificates	Products : IEC 61215:2005 - Ed 2, IEC 61730- Ed. 1 & Ed.2 , IEC 61701, IEC 62804, MNRE, UL, CE, IS : 14286

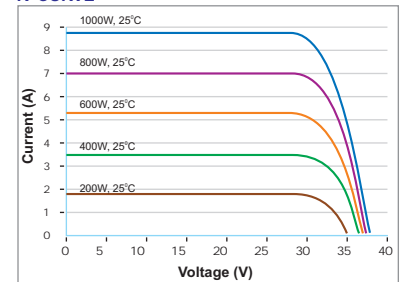
⚠ CAUTION: READ SAFETY AND DETAIL INSTALLATION MANUAL BEFORE USING THE PRODUCT (Refer Our Website).

\*\* Refer to Insolation energy warranty documents for terms and conditions.

\*\*Specifications included in this datasheet are subject to change without notice, Electrical data without guarantee .Please confirm your requirement with the company representative while placing your order.



## IV CURVE



## Performance Warranty

