

SII SERIES

Cuts Night, Breaks Dawn







320-335w



● SII SERIES

On the 158.75mm silicon wafers, seraphim rely on the advanced technology and unique understanding of materials throughout the product design, to ensure the stable power output of the module, and effectively improve the efficiency and reliability of the modules.

● KEY FEATURES

-  Less mismatch to get more power
-  Less power loss by minimizing the shading impact
-  Competitive low light performance
-  3 times EL test to ensure best quality
-  Ideal choice for utility and commercial scale projects by reduced BOS and improve ROI
-  Outstanding reliability proven by PVEL for stringent environment condition :
 - Sand, acid, salt, and hail stones
 - 2400pa wind load and 5400pa snow load
 - Anti-PID

● QUALITY SYSTEM

ISO9001 / ISO14001 / ISO45001

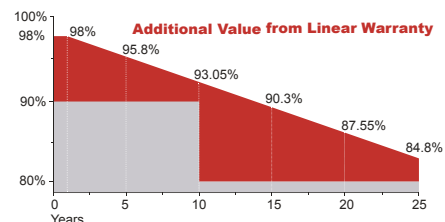
● PRODUCT CERTIFICATION



● INSURANCE

PICC

● WARRANTY



15 YEARS Guarantee on product material and workmanship

25 YEARS Linear power output warranty



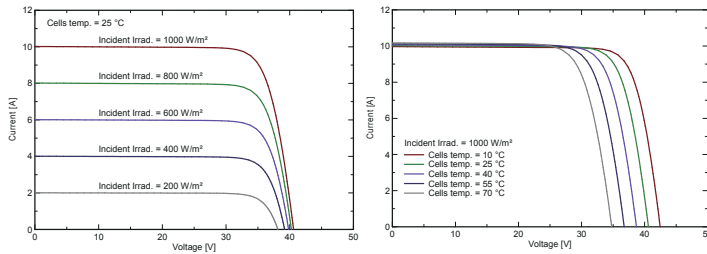
SRP-6MB(-HV) SERIES 6 INCH 60 CELLS

Electrical Characteristics

Module Type	SRP-320-6MB SRP-320-6MB-HV		SRP-325-6MB SRP-325-6MB-HV		SRP-330-6MB SRP-330-6MB-HV		SRP-335-6MB SRP-335-6MB-HV	
	STC	NOCT	STC	NOCT	STC	NOCT	STC	NOCT
Maximum Power $-P_{mp}$ (W)	320	241	325	244	330	248	335	252
Open Circuit Voltage $-V_{oc}$ (V)	40.6	37.9	40.8	38.1	41.1	38.4	41.3	38.6
Short Circuit Current $-I_{sc}$ (A)	10.02	8.10	10.11	8.17	10.19	8.23	10.27	8.30
Maximum Power Voltage $-V_{mp}$ (V)	33.0	31.4	33.2	31.5	33.5	31.7	33.7	31.9
Maximum Power Current $-I_{mp}$ (A)	9.70	7.68	9.79	7.75	9.86	7.83	9.95	7.90
Module Efficiency STC η_m (%)	19.18		19.48		19.78		20.08	
Power Tolerance (W)	(0, +4.99)							
Maximum System Voltage (V)	1000V DC / 1500V DC							
Maximum Series Fuse Rating (A)	20 A							
Pmax Temperature Coefficient	-0.34 %/°C							
Voc Temperature Coefficient	-0.26 %/°C							
Isc Temperature Coefficient	+0.05 %/°C							
Operating Temperature	-40~+85 °C							
Nominal Operating Cell Temperature	45 ± 2 °C							

STC: Irradiance 1000 W/m² module temperature 25°C AM=1.5
NOCT: Irradiance 800 W/m² ambient temperature 20°C wind speed :1m/s
Power measurement tolerance: +/-3%

I-V Curve



Mechanical Specifications

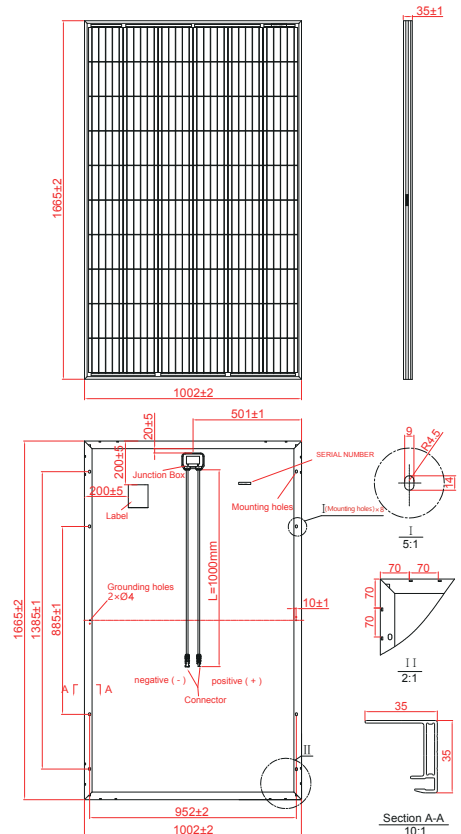
External Dimension	1665 x 1002 x 35 mm
Weight	18.5 kg
Solar Cells	PERC Mono crystalline 158.75 x 158.75 mm (60 pcs)
Front Glass	3.2 mm AR coating tempered glass, low iron
Frame	Anodized aluminum alloy
Junction Box	IP68, 3 diodes
Output Cables	4.0 mm ² , cable length: 1000 mm
Mechanical Load	Front side 5400Pa / Back side 2400Pa

Packing Configuration

External Dimension	1665 x 1002 x 35mm	
Container	20'GP	40'HQ
Pieces per Pallet	31	31+2*
Pallets per Container	12	26
Pieces per Container	372	858

* 31+2 pieces per pallet is the special package which only suits for container transport.
For details, please consult SERAPHIM.

Technical drawing



* All Dimensions in mm.

* The above drawing is a graphical representation of the product.
For engineering quality drawings please contact SERAPHIM.

