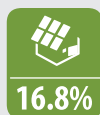



320-325-330 Watt

POLYCRYSTALLINE SOLAR MODULE

AE7P320VB5B • AE7P325VB5B • AE7P330VB5B

Salient Features



High module conversion efficiency
Module efficiency up to 16.8% achieved through advanced cell technology and manufacturing capabilities



Positive tolerance
Positive tolerance of up to 5W delivers higher output reliability



High PID resistant
Advanced cell technology and qualified materials lead to high resistance to PID



Anchor current sorting process
System output maximized by reducing mismatch losses up to 2% with modules sorted & packaged by amperage



Extended wind and snow load tests
Module certified to withstand extreme wind (3800 Pascal) and snow loads (5400 Pascal) *



Withstanding harsh Environment
Reliable quality leads to a better sustainability even in harsh environment like desert, farm and coastline



Salt mist resistant
Salt mist corrosion resistant. Suitable for seaside environment.



Ammonia resistant
Ammonia resistant. Suitable for farm environment.



Excellent weak light performance
Excellent performance under low light conditions



DIN EN 61215 (VDE 0126 - 31)
DIN EN 61730 - 1 (VDE 0126 Teil)
DIN EN 61730 - 2 (VDE 0126 30 -1 - 30 - 2)

Certifications and standards:
IEC 61215, IEC 61730
IEC 62804 | IEC 62716 | IEC 61701



Trust Anchor to Deliver Reliable Performance Over Time

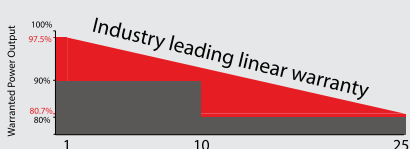
- World-class manufacturer of crystalline silicon photovoltaic modules
- Unrivaled manufacturing capacity and world-class technology
- Rigorous quality control meeting the highest international standards: ISO 9001: 2008, ISO 14001: 2004 and ISO17025: 2005
- Regular independently checked production process from international accredited institute/company
- Tested for harsh environments (salt mist, ammonia corrosion and sand blowing testing: IEC 61701, IEC 62716, DIN EN 60068-2-68)**
- Long-term reliability tests
- 2 x 100% EL inspection ensuring defect-free modules

Special 5 busbar design



The unique cell design leads reduction in electrodes resistance, shading area and raise in conversion efficiency. Residual stress distribution can be more even, reducing the micro-cracks risks.

Industry-leading Warranty based on nominal power



- 97.5% in the first year, thereafter, for years two (2) through twenty-five (25), 0.7% maximum decrease from MODULE's nominal power output per year, ending with the 80.7% in the 25th year after the defined WARRANTY STARTING DATE.****
- 12-year product warranty
- 25-year linear performance Warranty

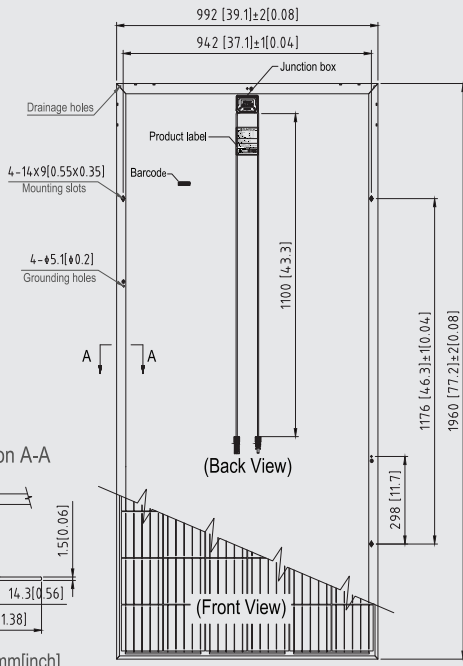
IP67 Rated Junction Box



The Anchor IP67 rated junction box ensures an outstanding waterproof level, supports installations in all orientations and reduces stress on the cables. High reliable performance, low resistance connectors ensure maximum output for the highest energy production.

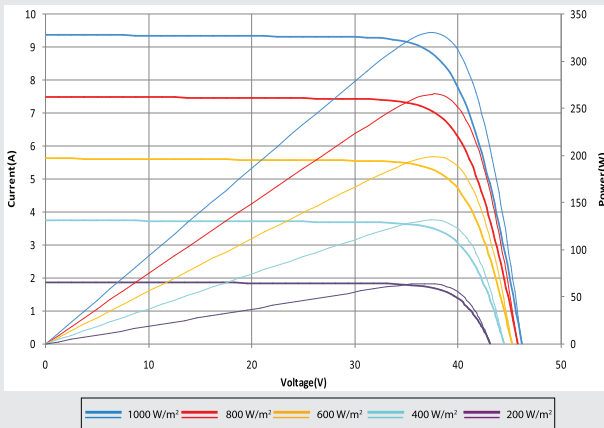
* Please refer to Anchor Standard Module Installation Manual for details. **PV Cycle only for EU market.

*** Please refer to Anchor Product Near-coast Installation Manual for details. **** Please refer to Anchor Product Warranty for details.




Note:mm[inch]

Current-Voltage & Power-Voltage Curve (330-24)



Excellent performance under weak light conditions: at an irradiation intensity of 200 W/m² (AM 1.5, 25 °C), **96.5%** or higher of the STC efficiency (1000 W/m²) is achieved

Dealer information



Anchor Electricals Pvt. Ltd.

3rd Floor, B wing, I-Think Techno Campus, Pokhran Road No 2, Thane (west), Thane - 400607 Maharashtra
 T: (9122) 30418888 | F: (9122) 30418884/5/6/7
 Customer Care Cell: 1800-103-8606 / Email: solar@anchor-world.com
 www.anchor-world.com

Electrical Characteristics

STC	AE7P330 VB5B	AE7P325 VB5B	AE7P320 VB5B
Maximum Power at STC (Pmax)	330 W	325 W	320 W
Optimum Operating Voltage (Vmp)	37.5V	37.3V	37.1 V
Optimum Operating Current (Imp)	8.81A	8.72A	8.63A
Open Circuit Voltage (Voc)	46.2V	45.9 V	45.6 V
Short Circuit Current (Isc)	9.38A	9.26 A	9.14A
Module Efficiency	16.9%	16.7%	16.5%
Operating Module Temperature	-40 °C to +85 °C		
Maximum System Voltage	1000 V DC (IEC)		
Maximum Series Fuse Rating	20 A		
Power Tolerance	0/+5 W		

STC: Irradiance 1000 W/m², module temperature 25 °C, AM=1.5; Best in Class AAA solar simulator (IEC 60904-9) used, power measurement uncertainty is within +/-3%

NOCT	AE7P330 VB5B	AE7P325 VB5B	AE7P320 VB5B
Maximum Power at NOCT (Pmax)	244W	240W	235W
Optimum Operating Voltage (Vmp)	34.4V	34.2V	33.9V
Optimum Operating Current (Imp)	7.22A	6.99 A	6.94 A
Open Circuit Voltage (Voc)	42.5V	42.2V	41.9 V
Short Circuit Current (Isc)	7.63A	7.49A	7.40 A

NOCT: Irradiance 800 W/m², ambient temperature 20 °C, AM=1.5, wind speed 1 m/s; Best in Class AAA solar simulator (IEC 60904-9) used, power measurement uncertainty is within +/-3%

Temperature Characteristics	
Nominal Operating Cell Temperature (NOCT)	45±2°C
Temperature Coefficient of Pmax	-0.41 %/°C
Temperature Coefficient of Voc	-0.33 %/°C
Temperature Coefficient of Isc	0.067 %/°C

Mechanical Characteristics	
Solar Cell	Polycrystalline silicon 6 inches
No. of Cells	72 (6 × 12)
Dimensions	1960 × 992 × 40mm (77.2 × 39.1 × 1.6 inches)
Weight	25.9 kgs (57.1 lbs.)
Front Glass	4.0 mm (0.16 inches) tempered glass
Frame	Anodized aluminium alloy
Junction Box	IP67 rated (3 bypass diodes)
Output Cables	TUV (2Pfg1169:2007)
	4.0 mm ² (0.006 inches ²), symmetrical lengths (-) 1100mm (43.3 inches) and (+) 1100 mm (43.3 inches)
Connectors	MC4 compatible

Packing Configuration			
Container	20' GP	40' GP	40' HC
Pieces per pallet	25	25	25
Pallets per container	5	12	24
Pieces per container	125	300	600