

## ISEN250: 250Wp

## Features



- Excellent Power Output with +ve Tolerance.
- 10 Year Limited Product Warranty
- 25 Year Linear Power Guarantee
- Generate Power even at Low Light
- High Performance Modules with 15.40% efficiency.
- PID Resistance

- ARC, Ultra-clear toughened and textured glass
- Multi layer tedlar® and Fast Cure EVA
- Reinforced anodized aluminium frame
- Pre-drilled frame for easy mounting
- IP-65 & IP-67 rated Junction Box
- Solar MC4 compatible connector

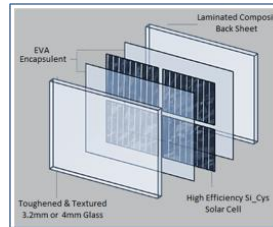
## Applications

## Constructional Characteristics

## Certifications

- On-grid systems
- BIPV
- Solar farms
- Standalone (off-grid) systems

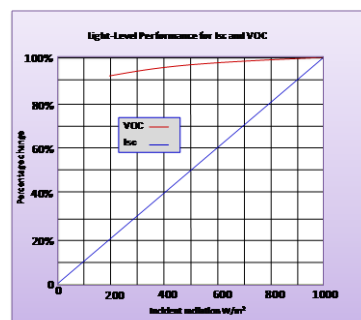
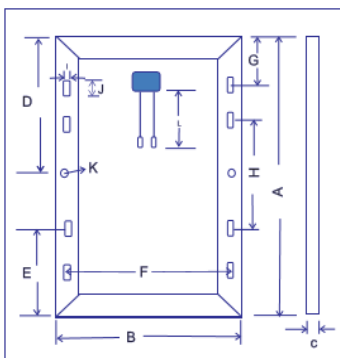
- Frame
- Glass
- EVA
- Cells
- Back sheet



- IEC 61215 & 61730
- IEC 61701 (Salt Mist Test)
- IEC 62804 (PID)
- NABL-MNRE (UL) Certified
- ISO 9001-2015; ISO 14001-2015

Specifications	ISEN250
Cell	Multicrystalline Solar Cell
<b>Electrical Characteristics</b>	
Open Circuit Voltage (Voc)	37.02 V
Optimum Operating Voltage (Vmp)	30.12 V
Short Circuit Current (Isc)	8.75 A
Optimum operating Current (Imp)	8.31 A
Power at STC (Pmax)	250 W
Module Efficiency (η)%	15.40%
Module Fill Factor (FF)%	77.20%
Operating Conditions	- 40 C to + 85 C at 85% RH
Temperature Co-efficient for Voc/ C (β)	-0.34%
Temperature Co-efficient for Isc/ C (α)	0.05%
Temperature Co-efficient for power/ C (γ)	-0.40%
NOCT	45°C ± 2°C
<b>Mechanical Characteristics</b>	
Weight	17.6 Kg
Module Dimension (A) x (B) x (C)	1650 x 986 x 35 mm
Mounting Hole (Oblong) (I x J)	9 x 14 mm
Mounting Hole CTC distance - vertical (H)	860 mm
Mounting Hole distance from corner (E)	395 mm
Mounting Hole CTC distance - horizontal (F)	949 mm

### Frame Design



### Linear Power Guarantee on En-Icon PV modules

