

HRAP-120H 365-380M6

20.86%
Maximum Module Efficiency

380W
Maximum Power Output

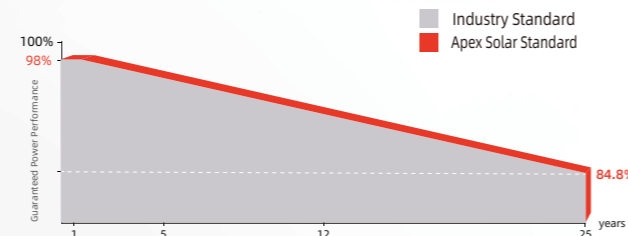
Power Shorting Tolerance:0~+3W

1755×1038×30mm
Module Dimensions

IEC 61215 / IEC 61730
Fire safty class:Class C according to UL790
ISO 9001 :Quality Management System
ISO 14001 :Environment Management



Industry Leading Linear Power Warranty
12-year Warranty for Materials and Processing . 25-year Warranty for Extra Linear Power Output



12 Process Warranty **25** Power Warranty

High Efficiency Half-cells Solar Panel HRAP-120H 365-380M6

ELECTRICAL PARAMETERS AT STC

Rated Maximum Power(Pmax) [W]	365	370	375	380
Maximum Power Voltage(Vmp) [V]	33.85	34.05	34.25	34.40
Maximum Power Current(Imp) [A]	10.79	10.87	10.95	11.04
Open Circuit Voltage(Voc) [V]	41.05	41.25	41.45	41.65
Short Circuit Current(Isc) [A]	11.27	11.35	11.43	11.51
Module Efficiency [%]	20.00	20.30	20.60	20.86

STC: Irradiance 1000 W/m² module temperature 25°C AM=1.5

ELECTRICAL PARAMETERS AT NMOT

Rated Maximum Power(Pmax)[W]	266.7	270.4	274.1	277.8
Maximum Power Voltage(Vmp) [V]	31.2	31.3	31.5	31.7
Maximum Power Current(Imp) [A]	8.56	8.63	8.7	8.76
Open Circuit Voltage(Voc) [V]	38.1	38.3	38.5	38.7
Short Circuit Current(Isc) [A]	9.06	9.12	9.19	9.25

NMOT: Irradiance 800 W/m² ambient temperature 20°C wind speed:1m/s

MECHANICAL SPECIFICATION

Cell Type	Monocrystalline
Cell Dimensions	166×166mm
Cell Arrangement	120(6×20)
Weight	19.5kg(±3%)
Module Dimensions	1755×1038×30mm
Cable	4.0 mm ² positive/negative:300mm(11.8inches),length Can be customized
Front Glass	3.2 mm high transmittance,AR coating tempered glass
Frame	Anodized aluminium alloy
Junction Box	Protection class IP68
Type of Connector	PV-XT101.1 (Suzhou Xtong Photovoltage Technology Co., Ltd)
Mechanical Load	Front side 5400Pa/Rear side 2400Pa

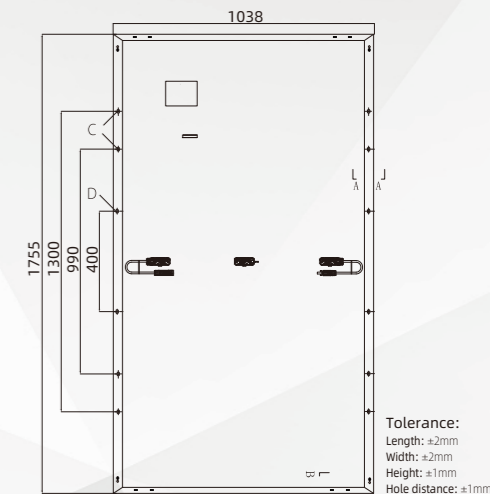
OPERATING CONDITIONS

Maximum System Voltage (V)	1000VDC/1500VDC
Pmax Temperature Coefficient	-0.34%/°C
Voc Temperature Coefficient	-0.28%/°C
ISC Temperature Coefficient	+0.05%/°C
Nominal Operating Cell Temperature	45±2°C
Operating Temperature	- 40°C-+85°C
Maximum Series Fuse	20A

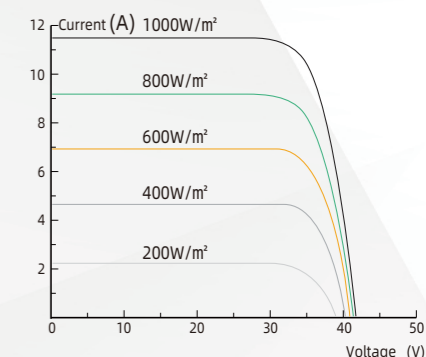
PACKING CONFIGURATION

Quantity/Pallet	31pcs/pallet
Quantity/Container	845pcs/40HQ

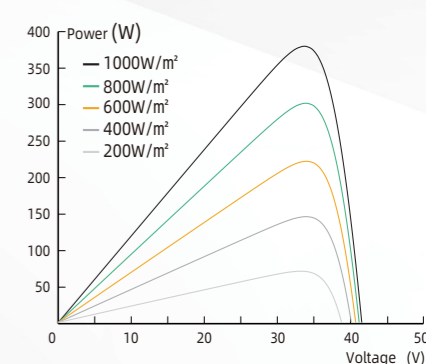
Module Dimension(mm)



Current-Voltage Curve (380W)



Power-Voltage Curve (380W)



- 0-3w** 0-3w
Guaranteed 0-3w positive tolerance ensures the power output reliability
- \$** High customer value
Lower cost per kilowatt hour.High quality silicon wafer guarantee, high power module output, excellent cost performance advantage, is an ideal choice for solar power stations
- ✓** Highly reliable due to stringent quality control
Three times strict EL testing beyond certification requirements
- ☀** Fusion of MBB and half-cut cells technology
The new circuit design, minimizes the impact of shadow on the power generation of solar module.Excellent light utilization and current collection capacity, effectively improve product power output and reliability
- PID** Excellent Anti-PID performance
Ensure that the scale production passes the PID test, and greatly reduce the attenuation caused by PID by optimizing the wafer process
- ☁** Outstanding low light performance
The coated glass with high transmittance and the surface technology of the wafer are used to achieve excellent performance in low light environment