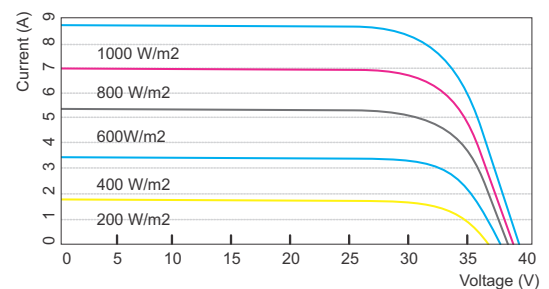
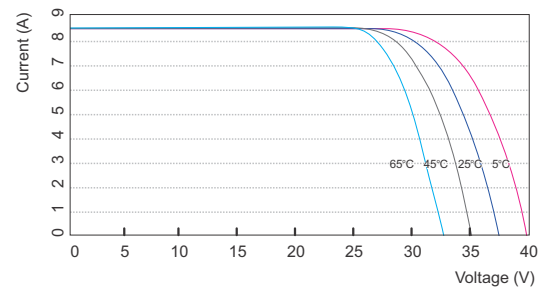
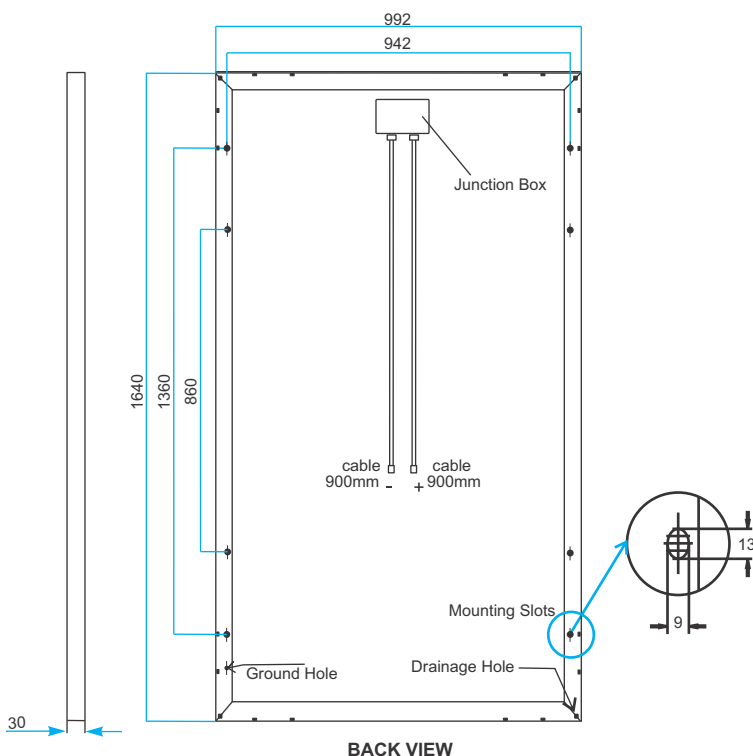


POLY CRYSTALLINE SERIES

60 Cell

Model	PCA 250	PCA 265	PCA 270	PCA 275	PCA 280	PCA 285	PCA 290	PCA 295
Type of cells	6" Poly crystalline Silicon							
Number of cells	60							
Wattage (Wp)	250	265	270	275	280	285	290	295
Voltage at max. power (Vmax)	31.8	32.5	32.7	32.9	33.2	33.4	33.6	33.9
Open Circuit Voltage (Voc)	37.8	38.6	38.8	39.0	39.3	39.6	39.9	40.2
Current at maximum power (Imax)	7.86	8.15	8.26	8.36	8.43	8.53	8.63	8.70
Short circuit current (Isc)	8.25	8.54	8.65	8.74	8.85	8.96	9.06	9.17
Frame	Anodized Aluminium							
Front Glass	Tempered 3.2mm							
Junction box	IP67							
Cable	4mm ² PV Cable							
Connector	MC4							
Number of Diode	3							
Dimensions (mm)	1640 x 992 x 30							
Max Series fuse rating	15A							
Weight (kg)	17.8							
Operating temperature (Deg. C)	-40 to +85							
Application Class	Class A							
Maximum system voltage	1000 VDC							
Temp. Coefficients	Power = - 0.37% / °C		Voltage = - 0.31% / °C		Current = + 0.05% / °C			
NOCT	45 +/- 2 °C							
Maximum Load	5400 Pa							



Specifications are subject to change without prior notice.