

PCS100/250/500/630








LEADING - EDGE TECHNOLOGY

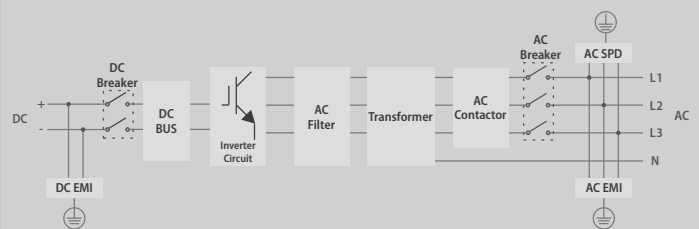
Overview

Bidirectional battery inverter from 100kW to 630kW, can be used alone or with solar charger and other accessories for different application scenarios

Features

-  **Paralleling multiple units**
-  **Flexible Configuration**
-  **Programmable working mode**
-  **Support remote control of DG**
-  **Touchscreen LCD**

Block Diagram



Shenzhen Ateess Power Technology Co.,Ltd

1st Floor of Building 3 at Sector B and 3rd Floor of Building 9,Henglong Industrial Park, No.4 Industrial Zone, Shuitian Community, Shiyan Street, Baoan District, Shenzhen

Datasheet

	PCS100	PCS250	PCS500	PCS630
AC (Grid-connected)				
Apparent power	110kVA	275kVA	550kVA	693kVA
Rated power	100kW	250kW	500kW	630kW
Rated voltage	400V	400V	400V	400V
Rated current	144A	361A	722A	909A
Voltage range	360V - 440V	360V - 440V	360V - 440V	360V - 440V
Rated frequency	50/60Hz	50/60Hz	50/60Hz	50/60Hz
Frequency range	45-55/55-65Hz	45-55/55-65Hz	45-55/55-65Hz	45-55/55-65Hz
THDI	<3%	<3%	<3%	<3%
PF	0.8lagging~0.8leading	0.8lagging~0.8leading	0.8lagging~0.8leading	0.8lagging~0.8leading
AC connection	3/N/PE	3/N/PE	3/PE	3/PE

AC(Off-grid)				
Apparent power	110kVA	275kVA	550kVA	693kVA
Rated power	100kW	250kW	500kW	630kW
Rated voltage	400V	400V	400V	400V
Rated current	144A	361A	722A	909A
THDU	≤2% linear	≤2% linear	≤2% linear	≤2% linear
Rated frequency	50/60Hz	50/60Hz	50/60Hz	50/60Hz
Overload capability	110%-10mins 120%-1min	110%-10mins 120%-1min	110%-10mins 120%-1min	110%-10mins 120%-1min

DC (Battery)				
Rated power	100kW	250kW	500kW	630kW
Current regulation	±1%	±1%	±1%	±1%
Voltage regulation	±1%	±1%	±1%	±1%
Voltage ripple	<3%	<3%	<3%	<3%
Current ripple	<2%	<2%	<2%	<2%
Voltage range	500V-820V	500V-820V	600V-900V	600V-900V
Max. charge/discharge current	220A	550A	917A	1155A

General Information				
Maximum efficiency	97.10%	97.30%	98.50%	98.50%
Protection degree	IP20	IP20	IP20	IP20
Noise emission	<65dB(A)@1m	<65dB(A)@1m	<65dB(A)@1m	<65dB(A)@1m
Operating temperature	-25°C~+55°C	-25°C~+55°C	-25°C~+55°C	-25°C~+55°C
Cooling	Forced-air	Forced-air	Forced-air	Forced-air
Relative humidity	0-95% non-condensing	0-95% non-condensing	0-95% non-condensing	0-95% non-condensing
Maximum altitude	6000m (derate above 3000m)	6000m (derate above 3000m)	6000m (derate above 3000m)	6000m (derate above 3000m)
Dimension(W/H/D)	1100/1890/850mm	1600/2080/850mm	1200/1900/800mm	1200/1900/800mm
Weight	820kg	1465kg	900kg	900kg
Build-in transformer	Yes	Yes	No	No
Transfer between on/off grid	Manual(default) Automatic(optional) ≤10ms	Manual(default) Automatic(optional) ≤10ms	Manual(default) Automatic(optional) ≤10ms	Manual(default) Automatic(optional) ≤10ms

Communication				
Display	Touch screen	Touch screen	Touch screen	Touch screen
Communication	RS485/CAN	RS485/CAN	RS485/CAN	RS485/CAN

Certificate CE, MEA, PEA, EN 61000-6-4:2007+A1:2011, EN61000-6-2:2005, EN62109-1:2010, EN62109-2:2011, NRS 097-2-1:2017, EN 50549-1:2019