

EliTe PLUS

PV MODULE

ET-M772BH530WW/WB 530W
ET-M772BH535WW/WB 535W
ET-M772BH540WW/WB 540W
ET-M772BH545WW/WB 545W
ET-M772BH550WW/WB 550W



KEY FEATURES

1500

High Voltage

UL and IEC 1500V certified; lowers BOS costs and yields better LCOE



High Efficiency

Higher module conversion efficiency benefit from half cell structure (low resistance characteristic).



PID Resistance

Excellent Anti-PID performance guarantee limited power degradation for mass production.



Low-light Performance

Advanced glass and cell surface textured design ensure excellent performance in low-light environment.



Severe Weather Resilience

Certified to withstand: wind load (2400 Pascal) and snow load (5400 Pascal).



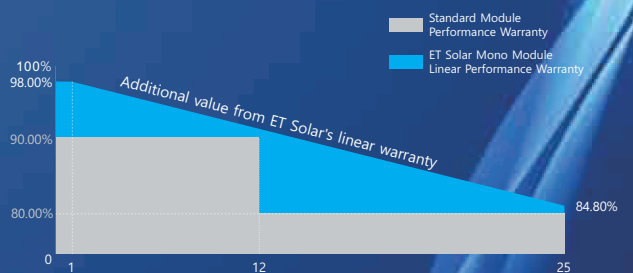
Durability Against Extreme Environmental Conditions

High salt mist and ammonia resistance certified by TUV SUD.

IEC61215
IEC61730
UL61215
UL61730



WARRANTY



25 25-years Linear Performance Warranty

12 12-years Product Material & Workmanship

0.55 1st year \leq 2%, 2nd~25th years \leq 0.55% / year



M/ET-PD-EN-EU2021V4

ELECTRICAL SPECIFICATIONS

Module Type	ET-M772BH530WW ET-M772BH530WB	ET-M772BH535WW ET-M772BH535WB	ET-M772BH540WW ET-M772BH540WB	ET-M772BH545WW ET-M772BH545WB	ET-M772BH550WW ET-M772BH550WB
Maximum Power $-P_{mp}$ (W)	530	535	540	545	550
Open Circuit Voltage $-V_{oc}$ (V)	49.30	49.45	49.60	49.75	49.90
Short Circuit Current $-I_{sc}$ (A)	13.72	13.79	13.86	13.93	14.00
Maximum Power Voltage $-V_{mp}$ (V)	41.31	41.47	41.64	41.80	41.96
Maximum Power Current $-I_{mp}$ (A)	12.83	12.90	12.97	13.04	13.11
Module Efficiency STC $-n_m$ (%)	20.5%	20.7%	20.9%	21.1%	21.3%
Power Tolerance (W)	(0, +4.99)				
Maximum System Voltage	1500VDC				
Maximum Series Fuse Rating	25A				
Operating Temperature	-40~+85 °C				
Nominal Operating Cell Temperature	45±2 °C				

STC: Irradiance 1000 W/m² module temperature 25°C AM=1.5

ELECTRICAL SPECIFICATIONS(NOCT)

Module Type	ET-M772BH530WW ET-M772BH530WB	ET-M772BH535WW ET-M772BH535WB	ET-M772BH540WW ET-M772BH540WB	ET-M772BH545WW ET-M772BH545WB	ET-M772BH550WW ET-M772BH550WB
Maximum Power $-P_{mp}$ (W)	397	401	405	409	413
Open Circuit Voltage $-V_{oc}$ (V)	46.20	46.24	46.28	46.32	46.36
Short Circuit Current $-I_{sc}$ (A)	11.29	11.38	11.46	11.54	11.62
Maximum Power Voltage $-V_{mp}$ (V)	37.18	37.24	37.30	37.36	37.42
Maximum Power Current $-I_{mp}$ (A)	10.69	10.77	10.86	10.94	11.04

MECHANICAL SPECIFICATIONS

External Dimension	2279 x 1134 x 35mm
Weight	28kg
Solar Cells	PERC Mono crystalline 182 x 91 mm (144pcs)
Front Glass	3.2mm AR coating tempered glass
Frame	Anodized aluminium alloy
Junction Box	IP68, 3 diodes
Cable Length (Including Connector)	4.0 mm ² (12AWG), Portrait:300mm(+)/400mm(-);Or customized
Connector	MC4 Compatible

APPLICATION CONDITIONS

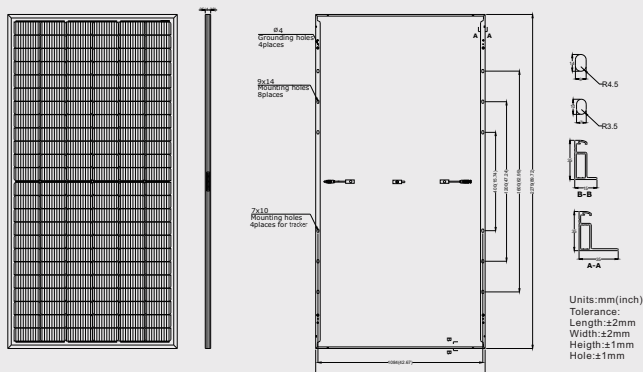
Pmax Temperature Coefficient	-0.340%/°C
Voc Temperature Coefficient	-0.263%/°C
Isc Temperature Coefficient	+0.054%/°C
Fire Performance	Class C(IEC)/Type 1(UL)

PACKING MANNER

Container	40'HQ
Pieces per Pallet	31
Pallets per Container	20
Pieces per Container	620

PHYSICAL CHARACTERISTICS

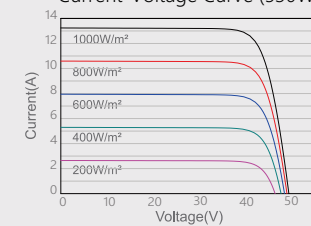
Unit:mm



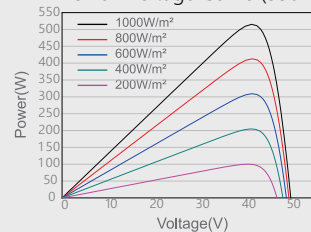
* The above drawing is a graphical representation of the product.
For engineering quality drawings please contact ET Solar.

CURVE

Current-Voltage Curve (530W)



Power-Voltage Curve (530W)



Note: the specifications are obtained under the Standard Test Conditions (STCs): 1000 W/m² solar irradiance, 1.5 Air Mass, and cell temperature of 25°C. The NOCT is obtained under the Test Conditions: 800 W/m², 20°C ambient temperature, 1m/s wind speed, AM 1.5 spectrum.

Please contact info@etsolar.com for technical support. The actual transactions will be subject to the contracts. This parameters is for reference only and it is not a part of the contracts.

The specifications are subject to change without prior notice.