

Mars Series

650W/655W/660W/665W/670W

SUN 66MD-H12S

HALF-CELL BIFACIAL MBB MONO
PERC DOUBLE GLASS MODULE
210MM CELLS





BACK VIEW

FRONT VIEW

COMPREHENSIVE CERTIFICATES

IEC61215 / IEC61730 / IEC61701 / IEC62716 / IEC62804
ISO 9001: 2015 Quality management systems;
ISO 14001: 2015 Environmental management systems;
OHSAS 18001: 2007 Occupational health and safety management systems;


KEY SALIENT FEATURES

-  **High output power**
-  **Better power generation under shadows**
-  **Strong anti-hot spot ability**
-  **Enhanced safety**
-  **Easy to install**
-  **High tolerance for harsh environment and extreme weather conditions**

SUNERGY USA WORKS LLC

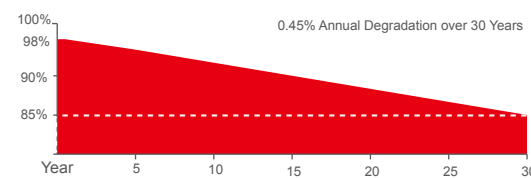
Founded in 2008, Sunergy is a manufacturer of high-performance photovoltaic products. With 12 manufacturing bases and more than 20 branches around the world, the company's business covers modules, photovoltaic power stations and EPC. Sunergy products are available in over 120 countries and regions and are used extensively in ground-mounted power plants, commercial & industrial rooftop PV systems and residential rooftop PV systems.

QUALIFICATIONS AND CERTIFICATES



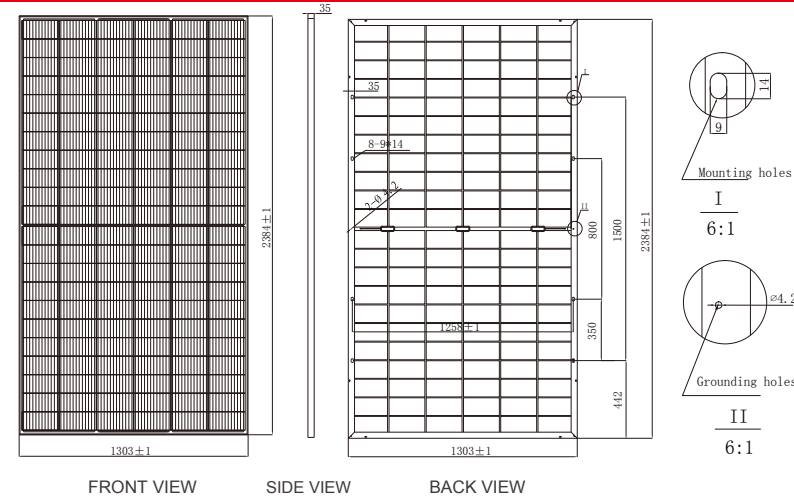
LINEAR PERFORMANCE WARRANTY

- 12 Years Manufacturing Warranty
- 12 Years 93% Power Output
- 30 Years 85% Power Output

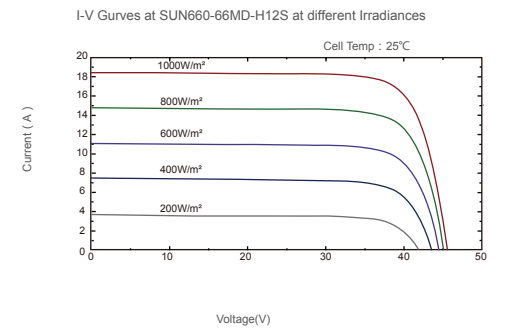


Mars Series SUN 66MD-H12S

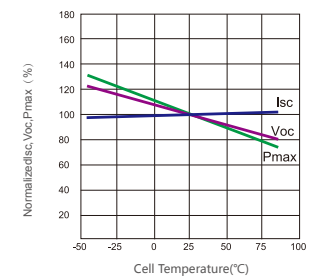
MECHANICAL DRAWINGS



I-V CURVES



Power voltage current curve at different temperature



MECHANICAL SPECIFICATION

Cell Type	Mono Crystalline 210x105mm
Number Of Cells	132 (6x22)
Dimensions(AxBxC)	2384x1303x35mm
Weights	39.5kg
Glass	2.0/2.0mm Tempered Low Iron Glass
Aluminium Frame	Anodised Aluminium
Junction Box	Split Junction Box (IP68 ,three diode)
Connector	Mc4 Compatible
Output Cables	4.0mm²,+300mm,-300mm Customized Length

ELECTRICAL CHARACTERISTICS

Module Type	650W		655W		660W		665W		670W	
	STC	NOCT	STC	NOCT	STC	NOCT	STC	NOCT	STC	NOCT
Maximum Power At STC(Pmax)	650W	492.7W	655W	496.5W	660W	500.2W	665W	504.0W	670W	507.8W
Short Circuit Current(Isc)	18.35A	14.83A	18.39A	14.86A	18.44A	14.90A	18.48A	14.93A	18.51A	14.96A
Open Circuit Voltage(Voc)	45.2V	42.3V	45.4V	42.5V	45.6V	42.7V	45.8V	42.9V	46.0V	43.1V
Maximum Power Current(Imp)	17.34A	14.05A	17.38A	14.08A	17.42A	14.12A	17.46A	14.15A	17.50A	14.18A
Maximum Power Voltage(Vmpp)	37.5V	35.1V	37.7V	35.2V	37.9V	35.4V	38.1V	35.6V	38.3V	35.8V
Module Efficiency	20.92%		21.09%		21.25%		21.41%		21.57%	
Power Tolerance	0~+5W		0~+5W		0~+5W		0~+5W		0~+5W	
Maximum System Voltage	VDC 1500V									
Maximum Series Fuse	35A									
Increased Snowload Acc.to Iec 61215	5400Pa									
Operating Temperature	-40~+85°C									
Number Of Bypass Diodes	3									
Norminal Operating Cell Temperature(Noct)	45°C±2°C									
Temperature Coefficient Of Pmax	-0.34%/°C									
Temperature Coefficient Of Voc	-0.26%/°C									
Temperature Coefficient Of Isc	0.04%/°C									

ELECTRICAL CHARACTERISTICS WITH DIFFERENT REAR SIDE POWER GAIN

(Reference to 660W Front)

Backside Power Gain	5%	10%	15%	20%	25%
Maximum Power At STC(Pmax)	693	726	759	792	825
Short Circuit Current(Isc)	19.32	20.24	21.05	21.96	22.88
Open Circuit Voltage(Voc)	45.6	45.6	45.8	45.8	45.8
Maximum Power Current(Imp)	18.19	19.06	19.82	20.68	21.54
Maximum Power Voltage(Vmpp)	38.1	38.1	38.3	38.3	38.3

STC: 1000W/m2 irradiance, 25°C cell temperature, AM1.5. NOCT: Irradiance at 800W/m², Ambient Temperature 20°C, wind speed 1m/s.



SUNERGY USA WORKS LLC
www.sunergyworks.com



SUNERGY USA WORKS LLC
www.sunergyworks.com

