

CST-M10/60H



120 HALF-CELL MONOFACIAL MODULE 445-465W

MORE POWER

- Up to 465W front power and 21.5% module efficiency with half-cut and MBB (Multi Busbar) technology bringing more BOS savings
 - Lower resistance of half-cut and good reflection effect of MBB ensure high power
- Better light trapping and current collection to improve module power output and reliability.
- Optimized electrical design and lower operating current for reduced hot spot loss and better temperature coefficient.

MORE RELIABLE

- Minimizes micro-crack impacts
- Ensured PID resistance through cell process and module material control
- Durability against extreme environmental conditions
 - Resistant to salt, acid and ammonia
- Enhanced Mechanical Load*
Certified to withstand: wind load (2400 Pascal) and snow load (5400 Pascal).

* Please refer to Consort Solar Standard Module Installation Manual for details.

21.5%

MAX MODULE
EFFICIENCY

0~+5W

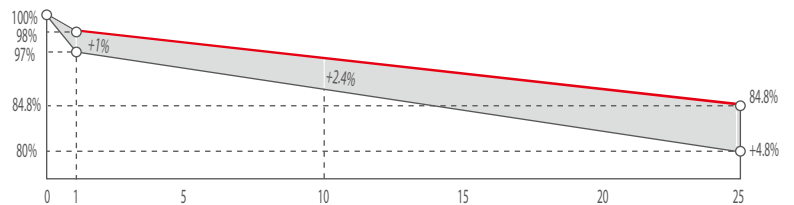
POSITIVE POWER
TOLERANCE

System and product certification

- IEC61215 / IEC61730 / IEC61701 / IEC62716
- ISO9001: Quality Management System
- ISO14001: Environment Management System
- OHSAS18001: Occupational Health and Safety System



Industry-leading Warranty **



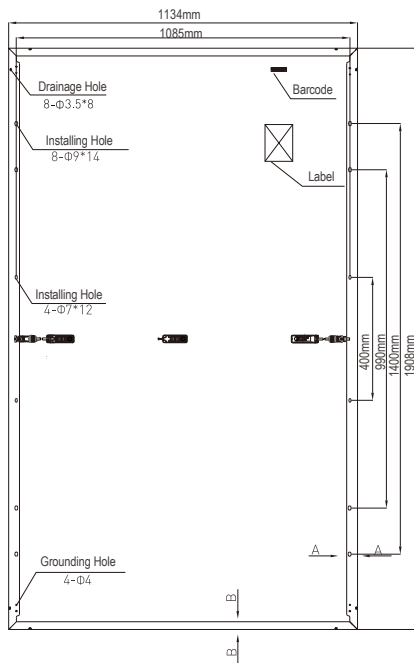
◆ First year power degradation: 2%

◆ Annual degradation: 0.55%

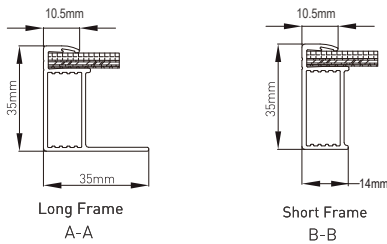
◆ Product warranty: 12 years

◆ linear warranty: 25 years

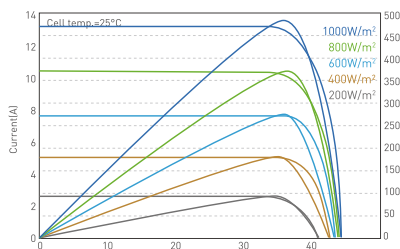
ENGINEERING DRAWING (mm)



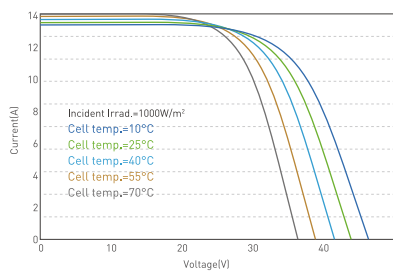
FRAME CROSS SECTION (mm)



I-V/P-V CURVE AT DIFFERENT IRRADIATION (465W)



I-V CURVE AT DIFFERENT TEMPERATURE (465W)



Electrical Characteristics(STC)

PV module model	CST-M10/60H 445	CST-M10/60H 450	CST-M10/60H 455	CST-M10/60H 460	CST-M10/60H 465
Maximum Power - Pmax(W)	445	450	455	460	465
Open Circuit Voltage - Voc(V)	40.88	41.03	41.18	41.33	41.48
Short Circuit Current - Isc(A)	13.53	13.61	13.69	13.78	13.86
Voltage at Pmax-Vmp(V)	34.47	34.62	34.77	34.92	35.07
Current at Pmax-Imp(A)	12.91	13.00	13.08	13.17	13.26
Module Efficiency-ηm(%)	20.5	20.7	21.0	21.2	21.5
Power Output Tolerance(W)	0~+5				

STC: Irradiance 1000 W/m², Module Temperature 25°C, Air Mass AM1.5

Electrical Characteristics(NMOT)

Maximum Power - Pmax(W)	336.8	340.6	344.4	348.2	352.0
Open Circuit Voltage - Voc(V)	38.60	38.70	38.90	39.00	39.20
Short Circuit Current - Isc(A)	10.83	10.90	10.97	11.03	11.10
Voltage at Pmax-Vmp(V)	32.00	32.10	32.30	32.40	32.50
Current at Pmax-Imp(A)	10.53	10.60	10.67	10.75	10.82

NMOT: Irradiance 800 W/m², Ambient Temperature 20°C, Wind Speed 1m/s

Temperature Characteristics

Pmax Temperature Coefficient	-0.36%/ °C
Voc Temperature Coefficient	-0.28%/ °C
Isc Temperature Coefficient	+0.05%/ °C
Operating Temperature	-40~+85 °C
Nominal Module Operating Temperature (NMOT)	43±2 °C

Mechanical Specifications

External Dimensions	1908x1134x35mm
Weight	22.8kg
Solar Cells	182mm monocrystalline 120(6x20)pcs
Front Glass	High transparency solar glass 3.2mm
Frame	Black/Silver, Anodized aluminum alloy
Junction Box	IP68 rated
Output Cables	length can be customized/4.0mm ² , cable length:280mm(+)/280mm(-)
Connector	MC4 Compatible
Wind/Snow Load	2400Pa/5400Pa
Maximum System Voltage	1500V DC
Max Series Fuse Rating	25A

Packing Configuration

Modules per pallet	31 pieces
Modules per 40' container	744 pieces