

415W MBB

Mono Crystalline Half-cell Black Module







RT108M-HS-400~415W



● M10 SERIES

Ritech Solar redefined the high-efficiency module series by integrating 182mm silicon wafers with multi-busbar and half-cut cell technologies. Ritech Solar panel combined creative technology effectively and extremely improved the module efficiency and power output.

● KEY FEATURES

-  New circuit design, lower internal current, less mismatch to get more power
-  Less power loss by minimizing the shading impact
Significantly lower the risk of hot spot
-  Competitive low light performance
-  3 times EL test to ensure best quality
-  Ideal choice for utility and commercial scale projects by reduced BoS and improved ROI
-  Outstanding reliability proven by PVEL for stringent environment condition:
 - Sand, acid, salt and hail stones
 - 2400 Pa wind load and 5400 Pa snow load
 - Anti-PID

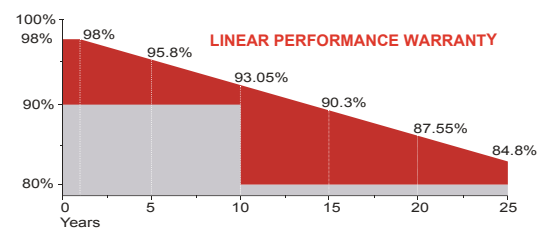
● QUALITY SYSTEM

ISO9001 / ISO14001 / ISO45001

● PRODUCT CERTIFICATION



● WARRANTY



Guarantee on product material and workmanship

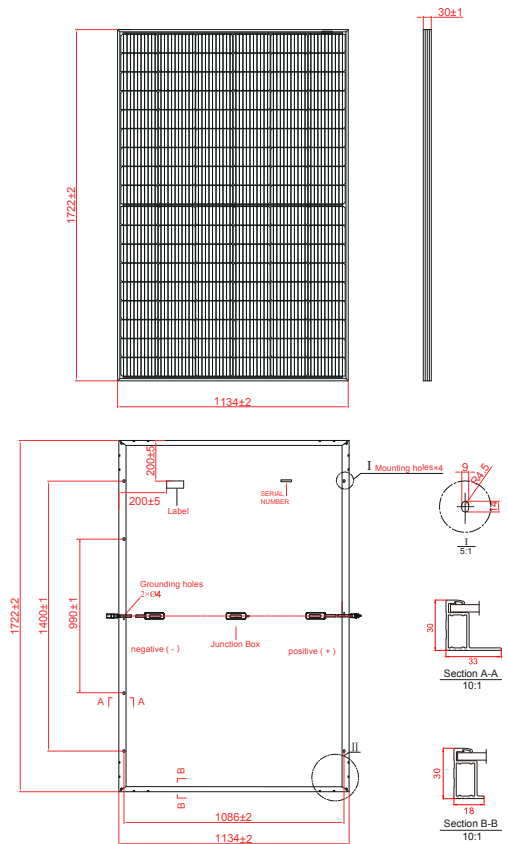


Linear power output warranty

Electrical Characteristics

Module Type	RT108M-HS-400		RT108M-HS-405		RT108M-HS-410		RT108M-HS-415	
	STC	NOCT	STC	NOCT	STC	NOCT	STC	NOCT
Maximum Power at STC (Pmp)	400	301	405	304	410	308	415	311
Open Circuit Voltage (Voc)	37.12	34.64	37.22	34.73	37.32	34.81	37.42	34.90
Short Circuit Current (Isc)	13.60	10.99	13.70	11.07	13.80	11.15	13.90	11.23
Maximum Power Voltage (Vmp)	30.81	28.82	30.93	28.91	31.05	29.05	31.16	29.19
Maximum Power Current (Imp)	12.99	10.44	13.10	10.51	13.21	10.59	13.32	10.66
Module Efficiency at STC(η_m)	20.48		20.74		21.00		21.25	
Power Tolerance	(0, +4.99)							
Maximum System Voltage	1500V DC							
Maximum Series Fuse Rating	25 A							

STC: Irradiance 1000 W/m² module temperature 25°C AM=1.5
 Power measurement tolerance: +/-3%



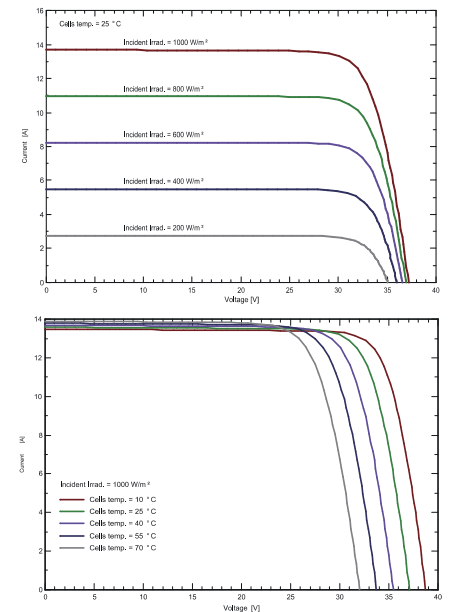
Temperature Characteristics

Pmax Temperature Coefficient	-0.34 %/°C
Voc Temperature Coefficient	-0.26 %/°C
Isc Temperature Coefficient	+0.05 %/°C
Operating Temperature	-40 ~ +85 °C
Nominal Operating Cell Temperature(NOCT)	45±2 °C

Mechanical Specifications

External Dimensions	1722 x 1134 x 30 mm
Weight	19.0 kg
Solar Cells	PERC Mono (108 pcs)
Front Glass	3.2mm AR coating tempered glass, low iron
Frame	Black anodized aluminium alloy
Junction Box	IP68, 3 diodes
Output Cables	4.0mm ² , 300mm(+)/300mm(-) or Customized Length
Mechanical Load	Front side 5400Pa/ Rear side 2400Pa

I-V Curve



Packing Configuration

	1722 x 1134 x 30 mm	
Container	20'GP	40'HQ
Pieces per Pallet	36	36
Pallets per Container	6	26
Pieces per Container	216	936

For details, please consult RITECH Solar.