



Your new energy partner!

# Solar PV Modules

## Polycrystalline Solar PV Modules 300-335W



Higher Efficiency



Easy Handling & Installation



Maximum System Voltage of 1500V DC



Higher Module Power Output



BOS Cost Reduced



15 Years Product Workmanship Warranty



27 Years Product Performance Warranty



### Why HVR Solar ?

Stringent Quality Control

Intensive R&D

Highly Skilled Management

Tier-1 Raw Material Used

Highest Standards of Product

Door-to-Door Supply Chain & Logistic

### Product Reliability Factor



Positive Power Tolerance



Withstand Harsh Environmental Conditions



100% EL Inspected-Micro Crack Free Module



High Low Light Performance



High Resistivity AR Coated Glass



PID Resistant 5/6 BB Cells & Encapsulants

### Applications



On-Grid Rooftop Industrial & Commercial System



Off-Grid Rooftop System



Solar Water Pumping



Off-Grid System For Filling Stations



Electric Vehicles Charging Station



On-Grid Large Scale Utility Projects



Module Series	HVRP072F24V300	HVRP072F24V305	HVRP072F24V310	HVRP072F24V315	HVRP072F24V320	HVRP072F24V325	HVRP072F24V330	HVRP072F24V335
Dimension-LxW (MM)	1960*990	1960*990	1960*990	1960*990	1960*990	1960*990	1960*990	1960*990
Cell Size (MM)	157*157	157*157	157*157	157*157	157*157	157*157	157*157	157*157
No of Cell	72	72	72	72	72	72	72	72
Max Series Fuse Rating	20A	20A	20A	20A	20A	20A	20A	20A
Maximum System Voltage (V)	1000/1500	1000/1500	1000/1500	1000 OR 1500	1000/1500	1000/1500	1000/1500	1000/1500

## Electrical Characteristics at STC

Maximum Power Pmax (Wp)	300	305	310	315	320	325	330	335
Maximum Voltage Vmpp (V)	37.30	37.30	37.50	37.50	37.70	37.80	38.00	37.60
Maximum Current Imp (A)	7.91	8.00	8.10	8.40	8.50	8.60	8.70	8.91
Open circuit Voltage Voc (V)	45.10	45.30	45.60	45.80	46.00	46.20	46.30	46.00
Short Circuit Current Isc (A)	8.60	8.70	8.80	8.92	9.03	9.13	9.24	9.35
FF	0.76	0.76	0.76	0.77	0.77	0.77	0.77	0.78
Module Efficiency(%)	15.02	15.38	15.64	16.23	16.51	16.75	17.03	17.26

STC:1000W/m<sup>2</sup> Irradiance, 25°C cell temperature, AM1.5G spectrum according to EN 60904-3

2 Average relative efficiency reduction of <5% for every 200W/m<sup>2</sup> reduction in Irradiance, according to EN 60904-1

## Electrical Characteristics at NOCT

Maximum Power Pmax (Wp)	221.90	222.45	226.52	231.20	234.60	238.30	242.00	249.34
Maximum Voltage Vmpp (V)	33.87	34.17	34.27	34.40	34.50	34.60	34.80	34.91
Maximum Current Imp (A)	6.31	6.51	6.61	6.73	6.80	6.88	6.95	7.14
Open circuit Voltage Voc (V)	42.05	42.20	42.40	42.50	42.60	42.70	42.70	43.46
Short Circuit Current Isc (A)	6.91	7.05	7.15	7.22	7.30	7.38	7.46	7.47

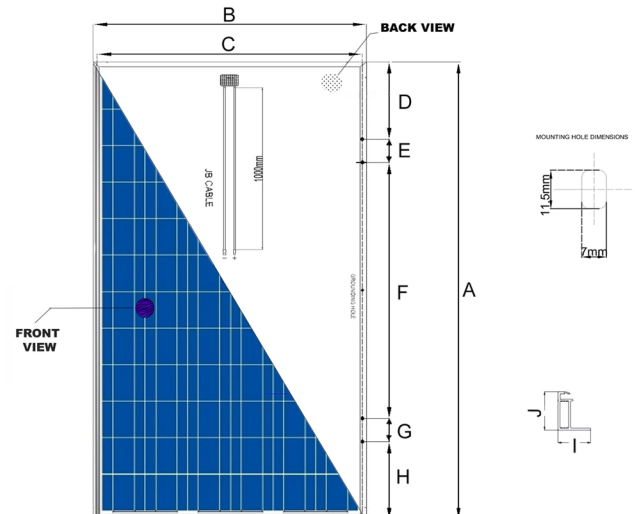
NOCT:800W/m<sup>2</sup> Irradiance, 20°C ambient temperature, Wind Speed 1m/sec

## Temperature Coefficients (Tc) Permissible Operating Conditions

Tc of Open Circuit Voltage (α)	-0.31%/°K
Tc of Short Circuit Current (β)	0.050%/°K
Tc of Power (γ)	-0.41%/°K
NOCT	46 ± 2°C
Temperature Range	-40°C to +85 °C
Limiting Reverse Current (Ir)	15A/20A

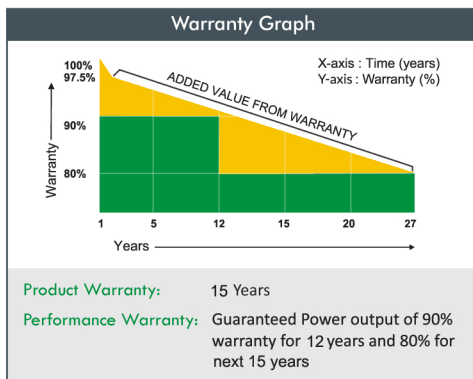
## Mechanical Data

Junction Box	IP 65 rated with Bypass diodes / IP 67/IP 68 rated with 3 Bypass diodes
Cable & Connectors	solar cable 1000mm x 2 nos black MC4/MC4 Compatible connectors (200wp to 335 wp)
Application Class	Class A (Safety class II)
Substrate (Glass)	High transmission low iron tempered glass
Solar cells & Orientation	Polycrystalline Solar Cells
Cells Encapsulant	EVA (Ethylene Vinyl Acetate) - FC/UFC
Back Sheet	Composite film - White
Frame	Silver Anodized aluminum frame with twin wall profile
Mechanical Load Test	Sustain Heavy wind & snow loads (2400 Pa & 5400 Pa or 550 Kg/m <sup>2</sup> Maximum diameter of 24 mm with Hail impact of 83 Km/h

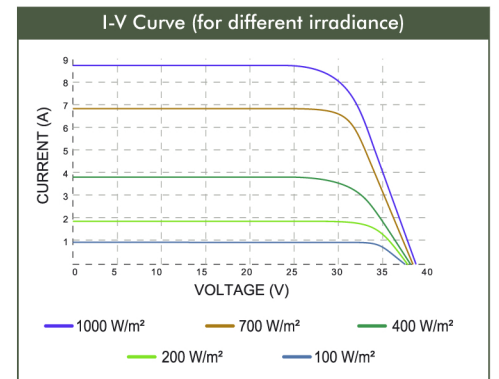


## Module & Hole Mounting Dimension

DIMENSION (in mm)	HVRP072F24V300	HVRP072F24V305	HVRP072F24V310	HVRP072F24V315	HVRP072F24V320	HVRP072F24V325	HVRP072F24V330	HVRP072F24V335
A	1960	1960	1960	1960	1960	1960	1960	1960
B	990	990	990	990	990	990	990	990
C	955	955	955	955	955	955	955	955
D	330	330	330	330	330	330	330	330
E	100	100	100	100	100	100	100	100
F	1100	1100	1100	1100	1100	1100	1100	1100
G	100	100	100	100	100	100	100	100
H	330	330	330	330	330	330	330	330
I	30	30	30	30	30	30	30	30
J	40/35	40/35	40/35	40/35	40/35	40/35	40/35	40/35



Approvals and Certification	
Products:	IEC 61215, ROHS IEC 61730, IEC 61701, CE, UL 1703,
Manufacturing:	ISO 9001:2015, ISO 14001: 2015 ISO 45001:2018



## Corporate Office

Unit No. 1107, Aggarwal Corporate Heights,  
Netaji Subhash Place, New Delhi-110034.

## Works

Plot no. 34-35, Phase 1, HSIIDC Barhi.  
Industrial Estate, Dist. Sonapat, Haryana - 131101