

GERMAN BRAND 


20 YEARS PRODUCT WARRANTY

30 YEARS LINEAR POWER WARRANTY

Strong Style SERIES

ASWS-370-MH120-BG

Double-Glass Bifacial Half-Cell Monocrystalline PV-Modules



DOUBLE-GLASS

120

120 CELLS

M

MONOCRYSTALLINE

9

9 BUS BAR



1755×1038×30mm



FRAME: BLACK
BACKSHEET: GLASS



POSITIVE ENERGY BALANCE

Double-sided power generation shortens the amortization period. In addition, a longer lifetime ensures a positive energy balance.



HIGH POWER OUTPUT

Bifacial modules have more power generation: The average power generation on the back can reach 5% - 30% of that on the front in different installation environments.



WIDE APPLICATION

Suitable for vertical installation, projects on outdoor areas and especially for installation areas with high fire protection requirements (e.g. terraced houses).



STRINGENT QUALITY CONTROL

100% in-house EL double inspection goes well beyond certification requirements.

Strong Style SERIES

ASWS-370-MH120-BG

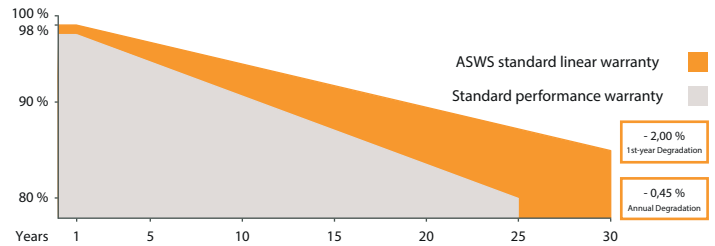
Double-Glass Bifacial Half-Cell Monocrystalline PV-Modules

Mechanical Data

Cell Type	Monocrystalline PERC Half-Cell 9BB
Cell Orientation	120(6x20)
Module Dimensions	1755x1038x30mm
Weight	22.5kg
Glass	2.0mm highly transparent, reinforced glass
Backsheet	2.0mm highly transparent, reinforced glass
Frame Material	Anodized aluminium alloy (black)
Junction Box	Protection class IP68
Cable	4.0mm ² positive pole: 1000mm negative pole: 1000mm; wire length can be customized
Maximum Test Load Pull / Push	2400Pa / 5400Pa
Connector	MC4 compatible connector

Linear Performance Warranty

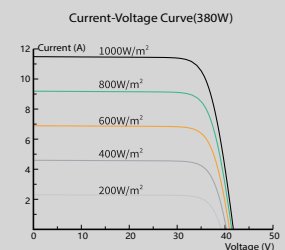
20-year product warranty / 30-year linear power warranty



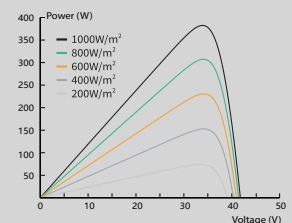
Electrical Data (STC)*

Maximum Power (Pmax/W)	360	365	370	375	380
Voltage at Maximum Power (Vmp/V)	33.80	34.00	34.20	34.40	34.60
Current at Maximum Power (Imp/A)	10.66	10.74	10.82	10.91	10.99
Open Circuit Voltage (Voc/V)	40.60	40.80	41.00	41.20	41.40
Short Circuit Current (Isc/A)	11.20	11.27	11.34	11.43	11.51
Module Efficiency (%)	19.76	20.04	20.31	20.59	20.86
Power Selection (%)	0 ~ +3	0 ~ +3	0 ~ +3	0 ~ +3	0 ~ +3

I-V Curve



Power-Voltage Curve (380W)



Electrical Data (NMOT)**

Maximum Power (Pmax/W)	268.60	272.10	275.80	279.60	283.30
Voltage at Maximum Power (Vmp/V)	31.50	31.70	31.90	32.10	32.30
Current at Maximum Power (Imp/A)	8.52	8.58	8.64	8.71	8.77
Open Circuit Voltage (Voc/V)	37.90	38.00	38.20	38.40	38.60
Short Circuit Current (Isc/A)	9.05	9.10	9.16	9.23	9.30

* STC (Standard Testing Conditions): Irradiance 1000W/m², Cell Temperature 25°C, AM1.5

** NMOT (Nominal Module Operating Temperature): Irradiance 800W/m², Ambient Temperature 20°C, AM1.5, Wind Speed 1m/s.

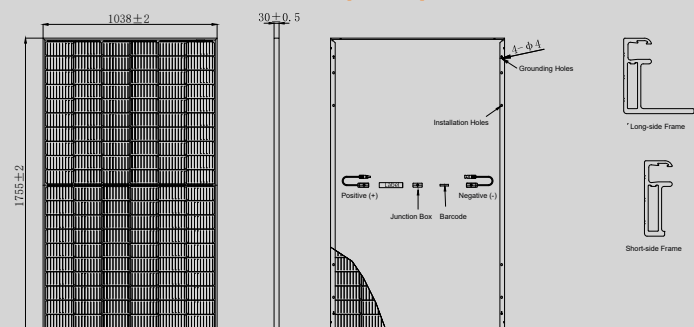
Temperature Coefficients

Temperature Coefficient (Pm)	-0.36%/°C
Temperature Coefficient (Voc)	-0.29%/°C
Temperature Coefficient (Isc)	0.05%/°C

Operating Parameters

Maximum System Voltage	1000/1500V
Operating Temperature	-40°C ~+85°C
NMOT (Nominal Module Operating Temperature)	44±2°C

Module Dimensions (mm)



Packaging

Modules Per Pallet: 36pcs
Modules Per 40'HQ Container: 936pcs

LVD
EMC



WEEE-Reg.-Nr.
DE 15553592

IEC 61215 / IEC 61730



ASWS GmbH | Industriestr. 9 | 40822 Mettmann - GERMANY
Tel. +49 21 04 / 17 5 77 6 - 0 | info@asws-solar.de
www.asws-solar.de