

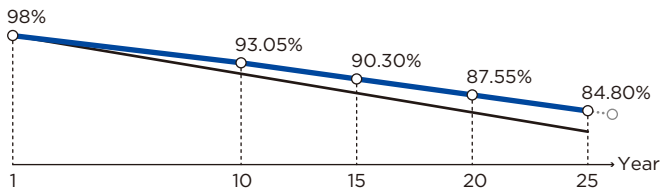
DHM-66L9/FS(BW)  
**405~420W**

# Full Screen

**No Dust and Dirt on the Surface Increase Power Generation**

## Quality Guarantee

- 12-year → Material & technology warranty
- 25-year → Linear power output warranty



- DAH Solar Linear power output guarantee
- Standard Linear power output guarantee

## Comprehensive Products & System Certificates



IEC 61215 / IEC 61730 / CE / FIDE / INMETRO  
ISO 45001: 2018/International standards for occupational health & safety  
ISO 14001: 2015/Standards for environmental management system  
ISO 9001: 2015/Quality management system



**Optimal Process Design**  
166mm+9BB+Half-cut,  
higher power output



**Curved Surface 128° R Angle Reduce holding pressure by 75%+**  
Curved frame with ergonomic design, optimized delivery and Installation experience.



**Process Upgraded**  
Lower risk of hot spot and stronger anti-PID ability



**Higher Power Gains and Lower Losses**  
Excellent low irradiance performance and low shadow loss

DHM-66L9/FS(BW)

# 405~420W



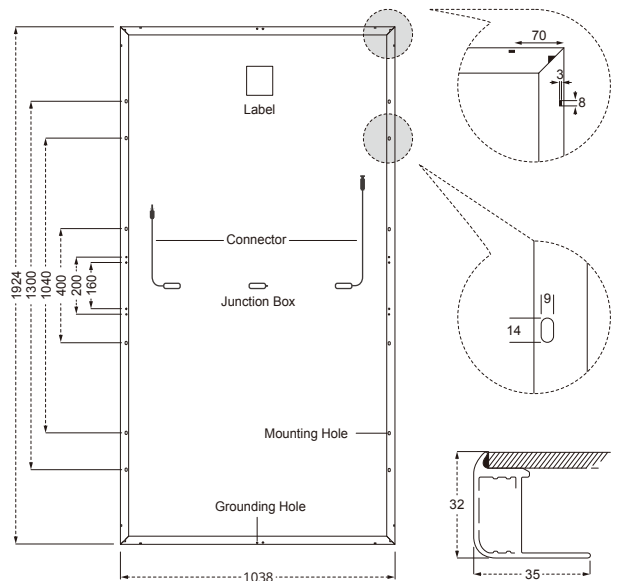
## Mechanical Specification

Cable	4.0mm <sup>2</sup> , 300/400mm in length,
(Including connector)	length can be customized
No.of Cells	132 (6×22)
Glass	3.2mm High Transmission, Antireflection Coating
Junction box	IP68, 3 Bypass Diodes
Connector	MC4 Compatible
<b>Weight</b>	<b>22kg</b>
<b>Cells Type</b>	<b>Mono 166×83mm</b>
<b>Dimension (L×W×T)</b>	<b>1924×1038×32mm</b>
<b>Packing</b>	<b>34pcs/pallet, 816pcs/40HQ</b>

## Operating Parameters

Maximum system voltage	1500V DC
Operating Temperature	-40 ~ +85°C
Maximum series fuse rating	20A
Snow load, frontside/Wind load, backside	5400Pa/2400Pa
Nominal operating cell temperature	45°C±2°C
Application level	Class A

## Design



## STC — Electrical Characteristics

Module Type	DHM-66L9/FS(BW)			
Maximum Power (Pmax/W)	405	410	415	420
Open-circuit Voltage (Voc/V)	45.0	45.2	45.4	45.6
Maximum Power Voltage (Vmp/V)	37.4	37.6	37.8	38.0
Short-circuit Current (Isc/A)	11.30	11.36	11.42	11.48
Maximum Power Current (Imp/A)	10.83	10.90	10.98	11.05
Module Efficiency (%)	20.28	20.53	20.78	21.03

Power Tolerance: 0~+5W, Temperature Coefficient of Isc: 0.05%/°C, Temperature Coefficient of Voc: -0.31%/°C, Temperature Coefficient of Pmax: -0.35%/°C

Standard Test Environment : Irradiance 1000W/m<sup>2</sup>, Cell temperature 25°C, Spectrum AM1.5

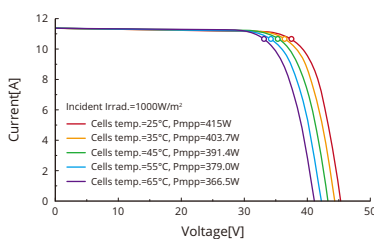
## NOCT — Electrical Characteristics

Maximum Power (Pmax/W)	301	305	309	312
Open-circuit Voltage (Voc/V)	42.2	42.4	42.6	42.8
Maximum Power Voltage (Vmp/V)	35.1	35.3	35.5	35.6
Short-circuit Current (Isc/A)	9.13	9.18	9.23	9.28
Maximum Power Current (Imp/A)	8.59	8.65	8.71	8.77

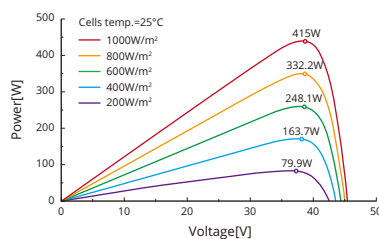
Standard Test Environment : Irradiance 800W/m<sup>2</sup>, Ambient temperature 20°C, Spectrum AM1.5, Wind speed 1m/s

## I-V Curve DHM-66L9/FS(BW)-415W

Current-Voltage Curve



Power-Voltage Curve



Current-Voltage Curve

