

LP 100 DH Prepress Technology Baler



The 2-step pre-press technology

- 2-step prepress for power saving precompaction, adjustable for variable width of the feeding hopper.
- Ensures that the material always produces a constant counter pressure in the main press chamber.
- Up to 50 % lower energy consumption compared to a baler without prepress.
- No knives on the main ram, no risk for material jamming between knives and press plate.
- All of the press force utilized for material compaction.
- Increased volume capacity of the machine; the number of pre-pressing operations may be determined depending on the material to be baled.
- Guarantees an even density throughout the bale = square bales.
- Makes it possible to bale big size material without using a shredder.
- Makes it possible to bale most recyclables to dense, square bales.
- Low service and maintenance costs.

The baler

- Robust design with highest possible reliability.
- User and service friendly.
- Optimized bale size and big feed opening.
- Press chamber floor made of 25 mm high-tensile steel.
- Main press top and bottom with cam design for better sealing.
- Main press rolling on four heavy-duty wheels guided on wear rails mounted on the press bottom.
- Main press with sturdy wear blocks on sides and top.
- Heavy duty bearings for the pre-press shaft.
- Detection system of the pre-press position during operation to secure a safe interlock of inspection hatches and protection covers.

The hydraulics

- Main drive motor 2 x 45 kW (100 DH2) and 2 x 55 kW (100 DH4) with a double hydraulic pump system
- Oil level control system
- Oil temperature transmitter - oil temperature indicated on control panel screen
- Oil cooler
- Oil heater (optional)

The strapping

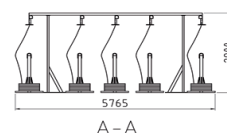
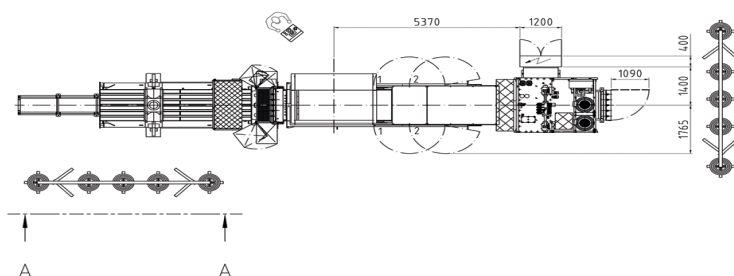
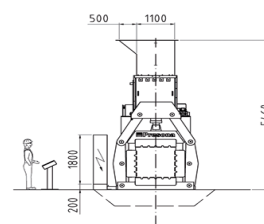
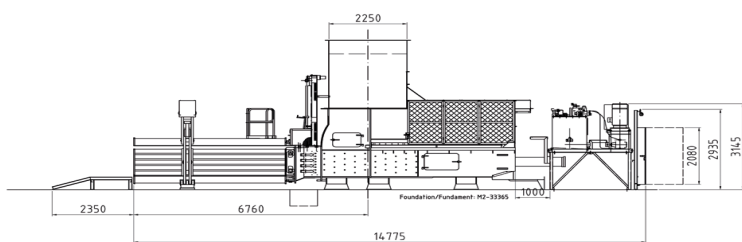
- Strapping system with five vertical needles.
- Simple and reliable twisting unit with an eccentric drive, service friendly, easy access.
- The number of twistings and twisting force adjustable for an optimized relation between wire consumption and stability of the ready bale.
- Very short pigtails (wire ends) - no waste of wire.
- Wire guiding system for big wire coils.
- An additional strapping unit with three horizontal wires for maximum bale weight when baling expandable materials (option).

The control system

- PREMI 2.0 HMI Interface system with a fixed Internet connection for operation control and monitoring, presetting of 20 baling programmes.
- Easy operation with a 12" colour Touch Screen
- Quick couplings for quick and safe installation
- A photocell system for baler and conveyor control

LP 100 DH Dimensions

Presona[®]



Subject to alterations / Änderungen vorbehalten

Technical Data		LP 100 DH2	LP 100 DH4
Theoretical volume capacity	m ³ /h	780	960
Max volume capacity	m ³ /h	450	550
Weight capacity*	t/h	11 - 25	13 - 32
Feed opening L x W	mm	2050/1000 x 1100	2050/1000 x 1100
Bale size H x W (Length variable)	mm	750 x 1100	750 x 1100
Bale weight	kg/m ³	500 - 725	500 - 725
No. of vertical strapping wires		5	5
Press force pre-press	t	50	50
Press force main press	t	100	100
Specific pressure	N/cm ²	120	120
Max oil pressure	Bar	250	250
Oil tank capacity	Litres	2000	2000
Electric motor	kW	2 x 45	2 x 55
Oil cooler	kW	3,0+1,5	3,0+1,5
Machine weight	t	~ 35	~ 35

* At a material pre-bale density of 30 - 100 Kg/m³

Performance rates and bale densities are subject to moisture, material pre-bale densities, feed rate and other variables when baling.

As part of our continuous product development, specifications are subject to change without notice.