



PO Box 1847
Post Falls, ID 83877-1847
T 208-773-3885
F 208-773-3799
E Darren@SummitEq.com
W www.SummitEq.com

Vertical balers
36"W
48"W
60"W
72"W
specialized
Horizontal closed-door balers
'B' series
'C' series
'D' series
'E' series
'F' series
specialized
Horizontal open-end balers
Standard-duty series
Heavy-duty 'B' series
Heavy-duty 'C' series
Heavy-duty 'D' series
Heavy-duty 'E' series
specialized
Twin-ram balers
Standard-duty series
Heavy-duty series
Scrap metal balers
Oil filter balers
Conveyors
Slider-bed
Chain-belt
Fluffers
Cart dumpers
Self-contained compactors
Stationary compactors

Design assistance with waste
and recycling flow, site fit, etc.

*Engineered for Peak
Performance*

NOVA Series Balers




Photo of **NOVA 660** showing:

- adjustable-tension safety gate
- front-access door latch crank
- built-in fork pockets
- easy-access power unit which allows for economical upright shipping and installation when the cylinder is dropped
- simplified keylocked control panel

Not visible:

- persistent safety interlock protects employees, operators
- adjustable automatic bale size shut-off instead of arrows to watch

NOVA vertical downstroke balers from Summit Equipment, Inc. are designed for peak performance in baling OCC, ONP, CPO, office paper, UBC, and tin cans. They can also be modified for plastics, foam, and other special materials. Bales can be sized to an industry-standard 30" × 60" × up to 48" and will weigh 900-1200 lbs in OCC.

These balers produce industry-standard bales at less cost than horizontal balers. Their controls allow owner adjustment of dwell and hold mode to help give extra density to stubborn materials. Productivity, durability, and flexibility are designed-in. Ask your Summit representative for more information.

PRODUCTIVITY

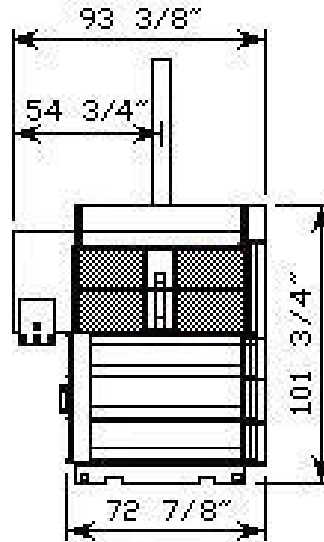
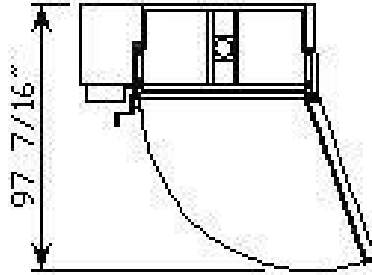
- ✓ Reduce mounds of material to as little as 10% of its original volume
- ✓ Requires minimal floor space
- ✓ Turn waste cardboard into saleable bales
- ✓ Variety of cylinder and bale sizes to maximize shipping loads
- ✓ Simple operation and bale tying
- ✓ Modular power unit with reliable industry-standard parts for easy maintenance
- ✓ Automatic load door opening on most models
- ✓ Persistent interlock maximizes safety, minimizes risk of incorrect operation

DURABILITY

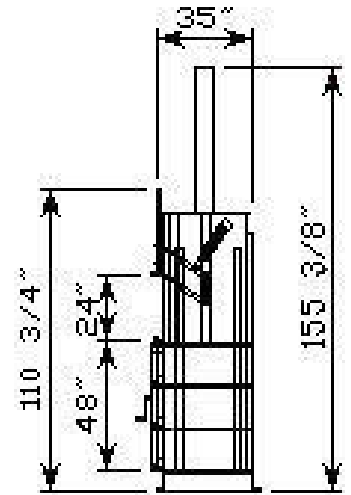
- ✓ Replaceable wear pads ensure no metal-to-metal contact in platen guide system
- ✓ Elimination of cylinder rod side-loading extends cylinder life up to 300%
- ✓ Expert craftsmanship on all welds assures long-term structural integrity, precise alignment, longer life
- ✓ All wear surfaces are replaceable, allowing life-long maintenance of original tolerances & performance
- ✓ 12 month warranty on parts and labor. Check with your Summit representative for availability of extended warranty

FLEXIBILITY

- ✓ Models are available for baling cardboard, papers, PET, HDPE, foam rubber, aluminum cans, non-ferrous scrap, steel cans, rolled materials, etc.
- ✓ Optional operation under an 8' ceiling
- ✓ User-adjustable bale height from control panel
- ✓ User-adjustable dwell and hold mode
- ✓ Optional front wire feed & auto-eject
- ✓ Standard 208V, 240V, 480V 60Hz 3Ø, as well as optional 220V 1Ø, 575V 3Ø or other



LAYOUT & DIMENSIONS



Specifications	NOVA-660
Bale size	30"D × 60"L × up to 48"H
Feed opening	24"H × 60"W
Tie wires	(6) 12 gauge pre-looped
Cycle time (no load)**	61.3 Sec**
Cylinder	6" × 48"
Power	10 HP 3Ø 208/240/480 V.
Controls	PLC/pushbuttons
Pump	10.5 GPM
Force/Platen pressure	70,686 total/ 39.3 PSI
Bale ejection	Mechanical + hydraulic
Approximate ship wt	4,600 lb
Bale wt/density OCC	900-1300 (18-26 lb/ft ³)
Typical bale wt news/CPO	1200-1400

** No-load, full-stroke cycle time.

